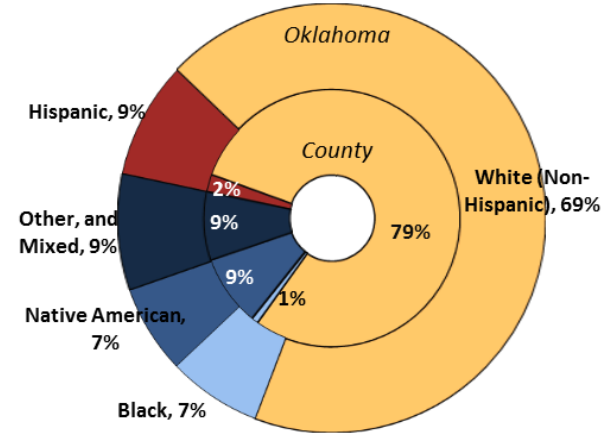
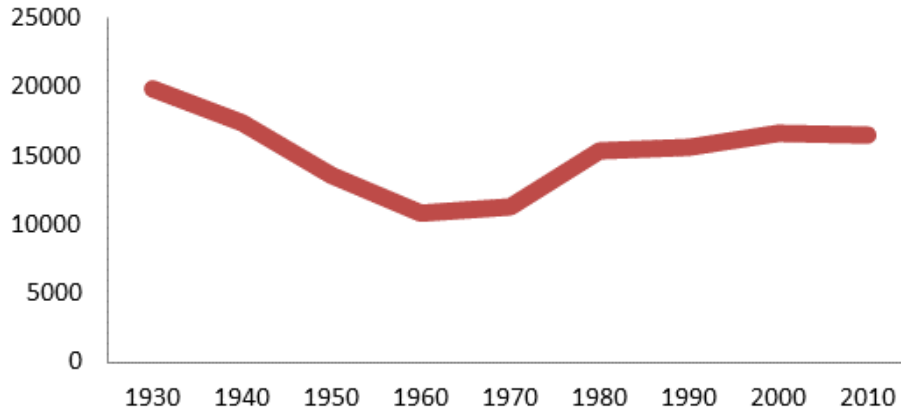


Demographics

Population 16,513 (43rd of 77) counties



Economy

Median Household Income **\$44,198** (27th)

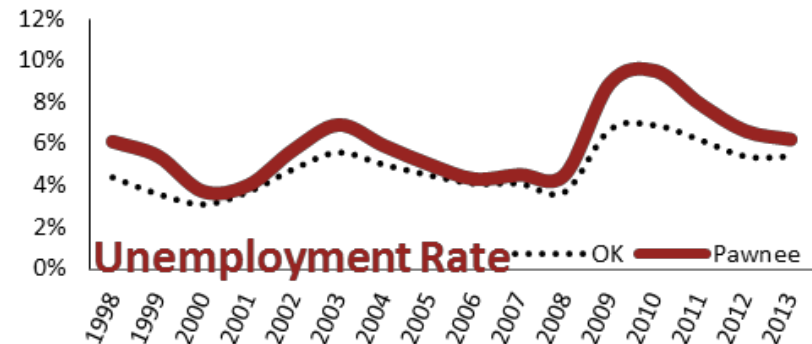
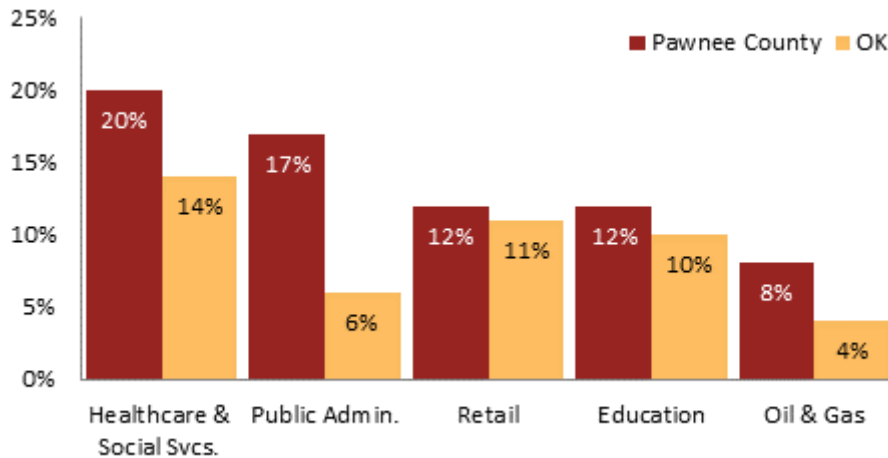
15% employed in state and local government (39th)

61% of working-age civilians in labor force (21st)

13% are employed in farming (31st)

24% of children live in poverty (45th)

Top 5 Employment Sectors



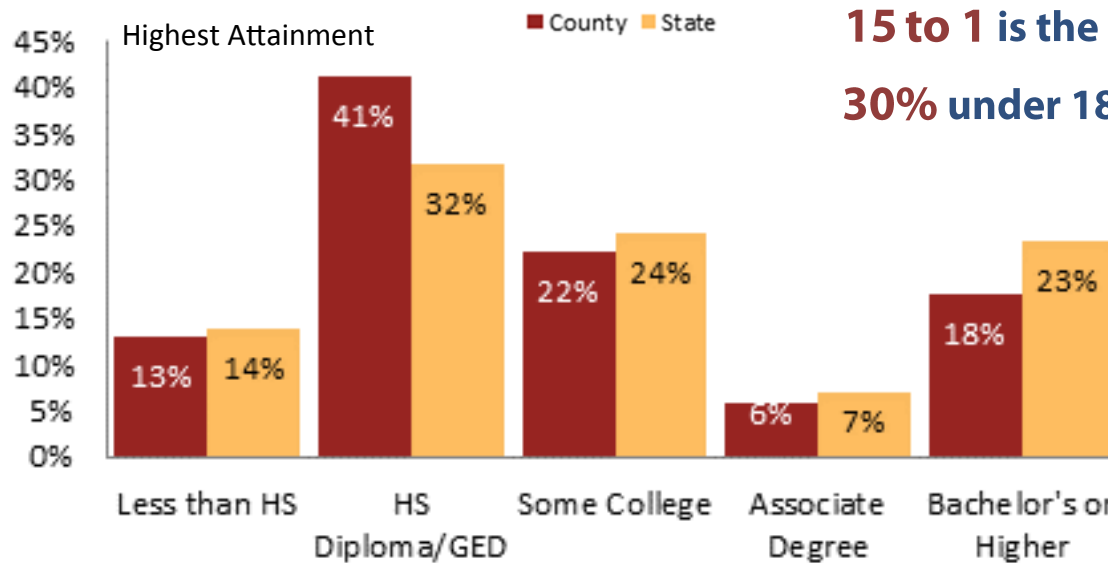
Unemployment RateOK — Pawnee

Education

69% of students eligible for free/reduced lunch (30th)

15 to 1 is the student to teacher ratio (33rd)

30% under 18 yrs. are children of color (58th)



Health

25% of adults smoke (35th)

23% of residents under 65 are uninsured (39th)

36% of adults are obese (9th)

53 births per 1000 teenage girls (52nd)

14% are enrolled in Medicare (39th)

3% are receiving social security disability (38th)

53rd

Overall healthiest

For more county level data sheets and source information visit

www.okpolicy.org/countystats

A rank of 1st indicates highest and 77th is lowest