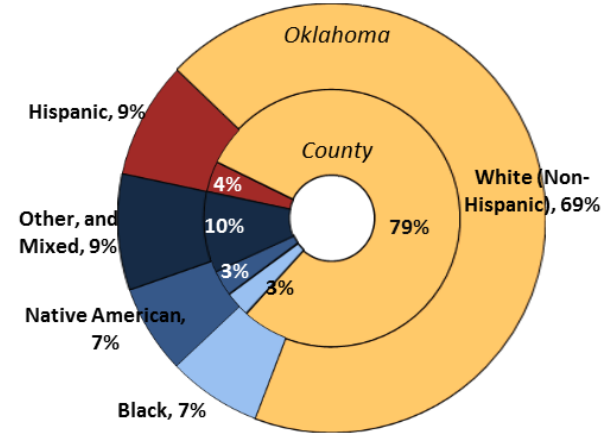
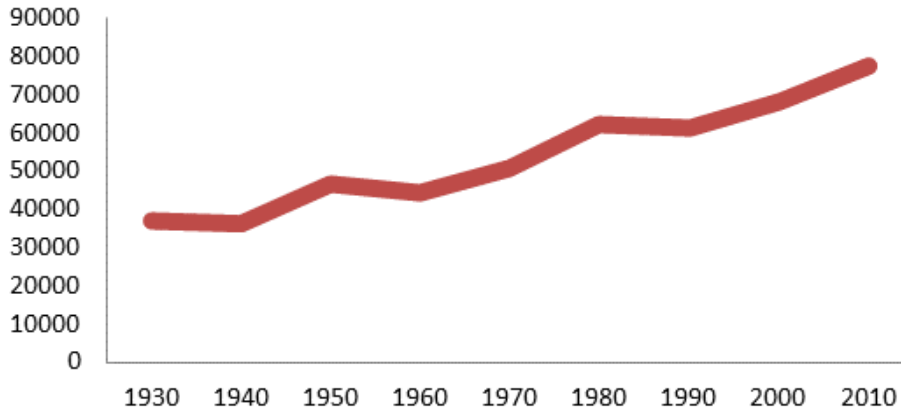


Demographics

Population **79,066** (7th of 77) counties



Economy

Median Household Income **\$37,874** (48th)

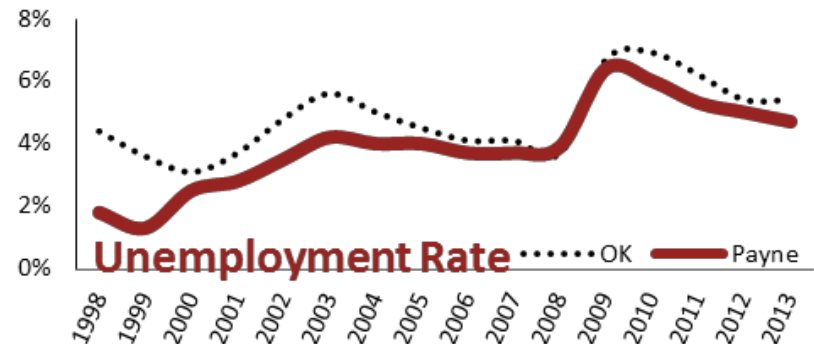
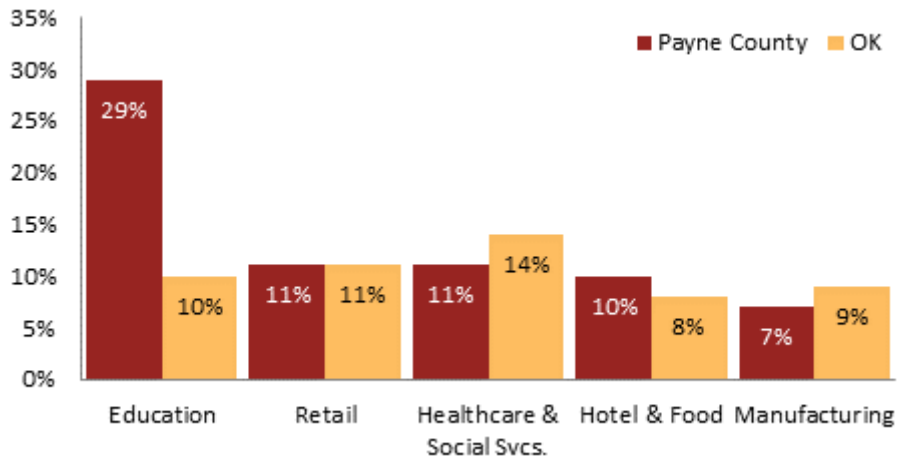
32% employed in state and local government (2nd)

62% of working-age civilians in labor force (16th)

3% are employed in farming (70th)

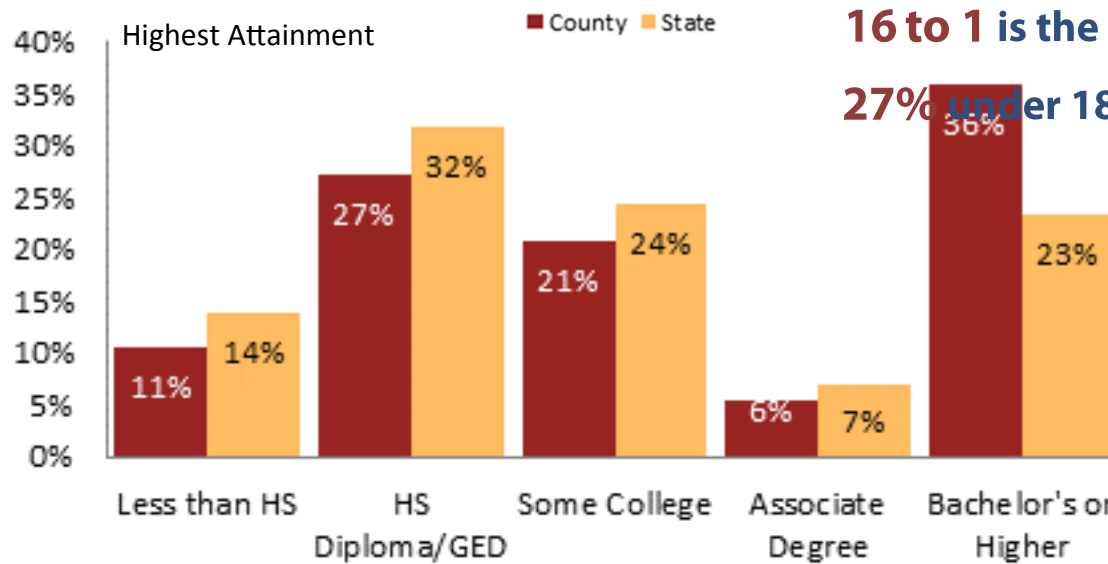
22% of children live in poverty (52nd)

Top 5 Employment Sectors



Education

52% of students eligible for free/reduced lunch (67th)



16 to 1 is the student to teacher ratio (16th)

27% under 18 yrs. are children of color (61st)

Health

18% of adults smoke (66th)

22% of residents under 65 are uninsured (53rd)

31% of adults are obese (68th)

22 births per 1000 teenage girls (77th)

11% are enrolled in Medicare (64th)

2% are receiving social security disability (61st)

5th

Overall healthiest

For more county level data sheets and source information visit

www.okpolicy.org/countystats

A rank of 1st indicates highest and 77th is lowest