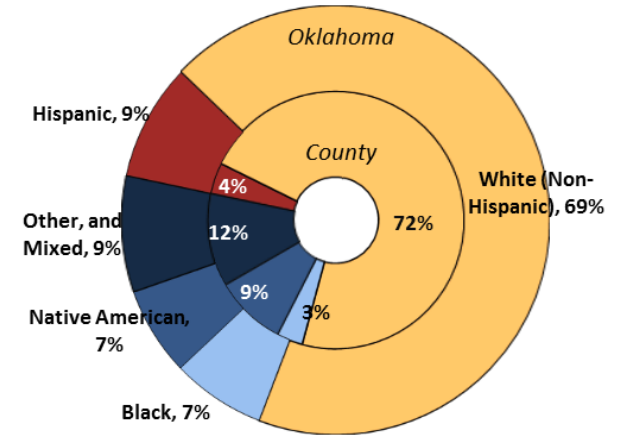
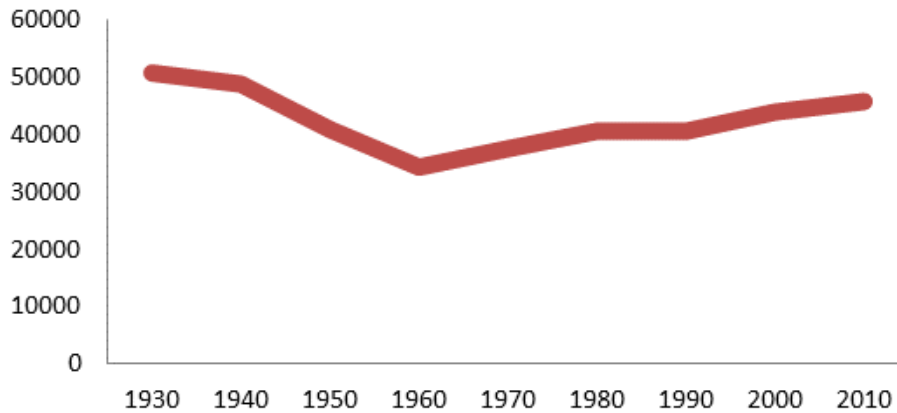


Demographics

Population **44,703** (21st of 77) counties



Economy

Median Household Income **\$40,080** (39th)

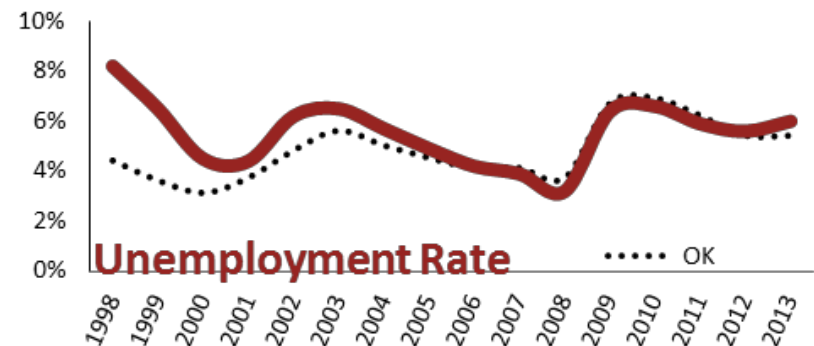
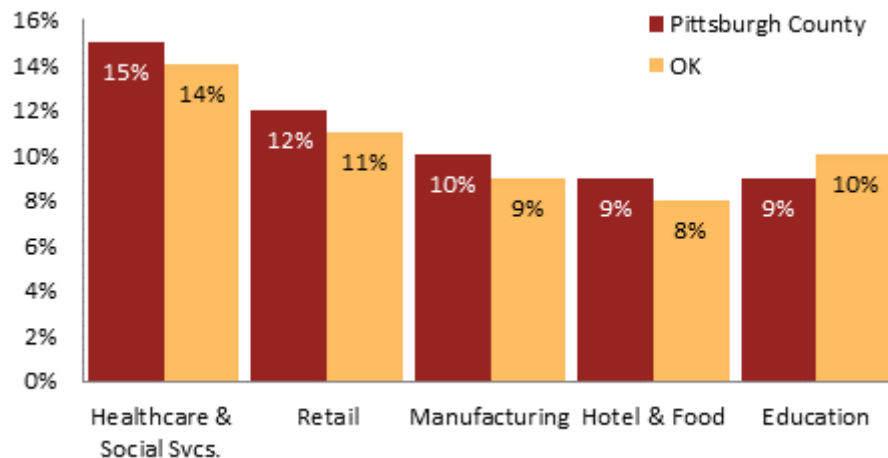
16% employed in state and local government (31st)

53% of working-age civilians in labor force (64th)

7% are employed in farming (55th)

27% of children live in poverty (32nd)

Top 5 Employment Sectors

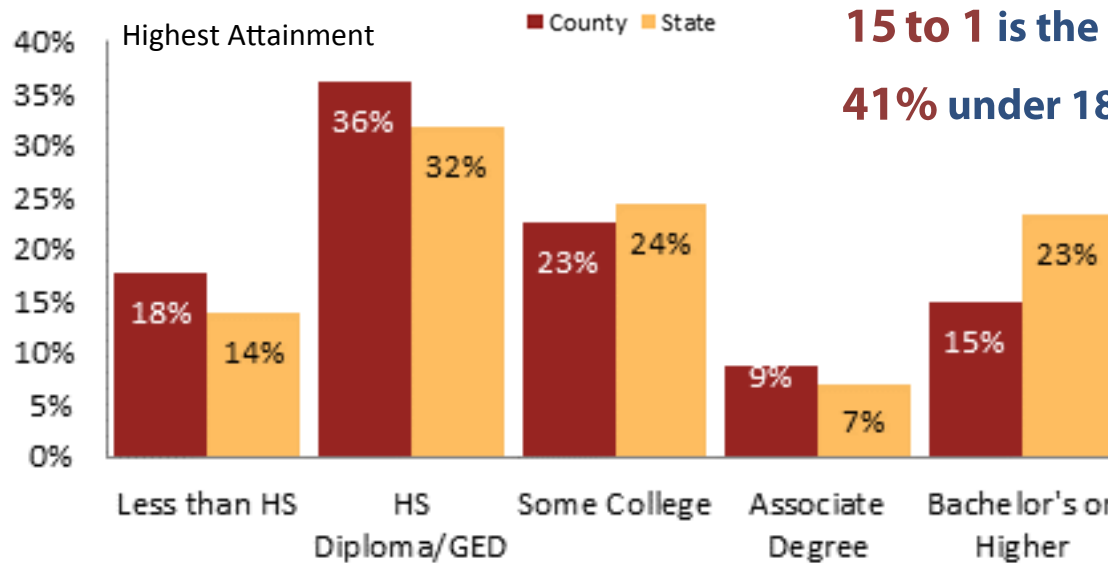


Education

71% of students eligible for free/reduced lunch (23rd)

15 to 1 is the student to teacher ratio (35th)

41% under 18 yrs. are children of color (31st)



Health

28% of adults smoke (16th)

23% of residents under 65 are uninsured (40th)

34% of adults are obese (28th)

71 births per 1000 teenage girls (21st)

15% are enrolled in Medicare (28th)

3% are receiving social security disability (24th)

62nd

Overall healthiest

For more county level data sheets and source information visit

www.okpolicy.org/countystats

A rank of 1st indicates highest and 77th is lowest