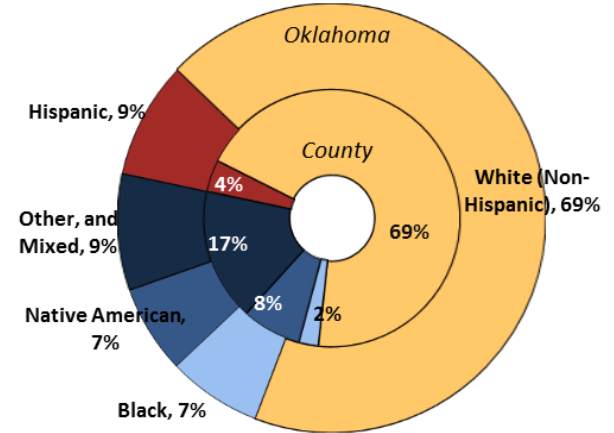
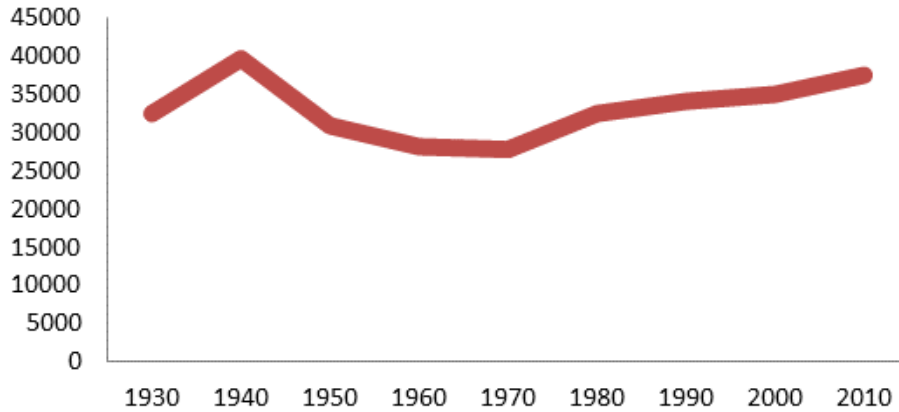


Demographics

Population **37,992** (28th of 77) counties



Economy

Median Household Income **\$37,492** (50th)


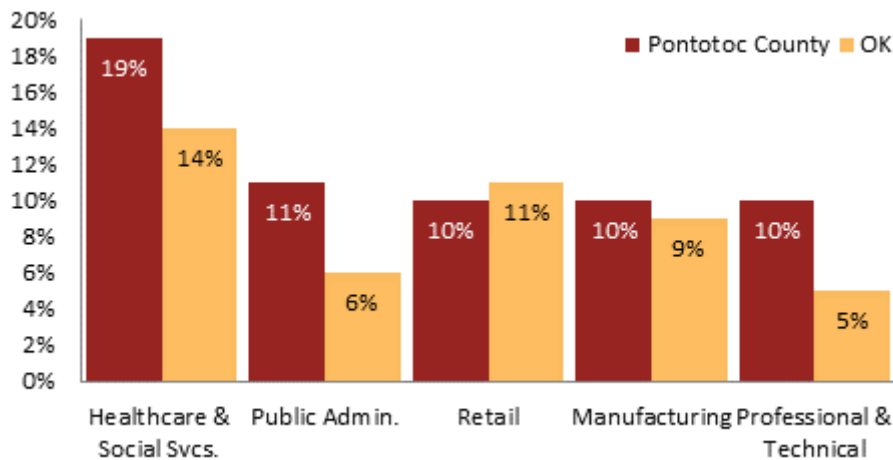
26% employed in state and local government (8th)

64% of working-age civilians in labor force (11th)

6% are employed in farming (62nd)

26% of children live in poverty (38th)

Top 5 Employment Sectors

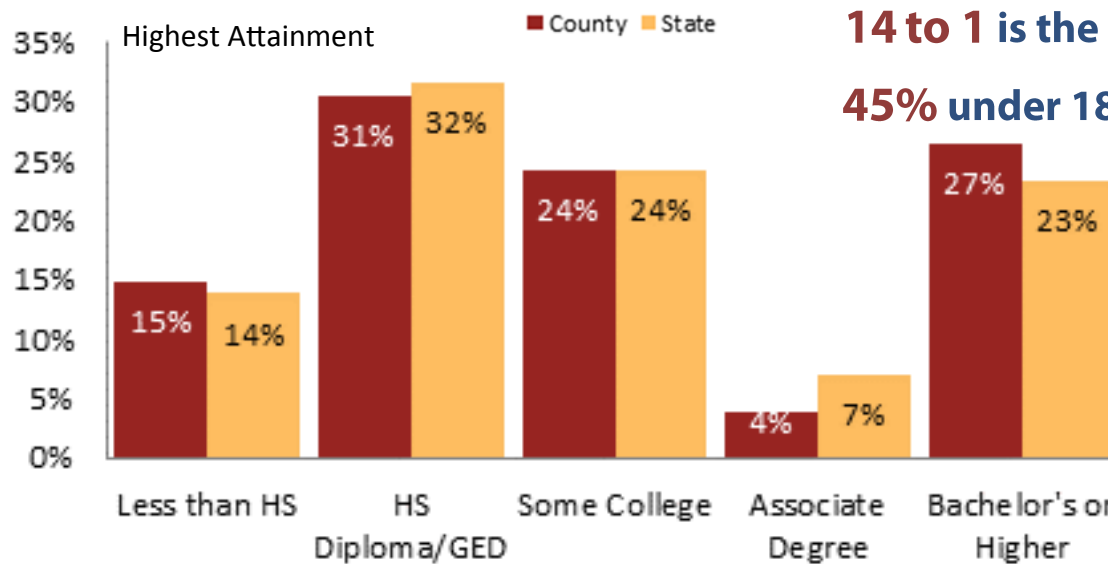


Education

63% of students eligible for free/reduced lunch (48th)

14 to 1 is the student to teacher ratio (47th)

45% under 18 yrs. are children of color (27th)



Health

27% of adults smoke (25th)

22% of residents under 65 are uninsured (47th)

39% of adults are obese (1st)

56 births per 1000 teenage girls (47th)

14% are enrolled in Medicare (47th)

3% are receiving social security disability (29th)

67th

Overall healthiest

For more county level data sheets and source information visit

www.okpolicy.org/countystats

A rank of 1st indicates highest and 77th is lowest