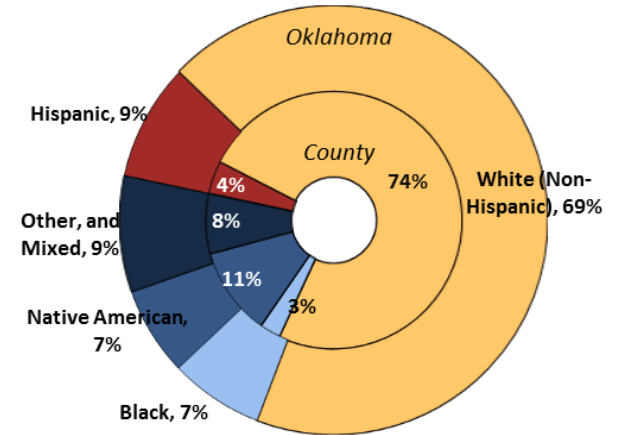
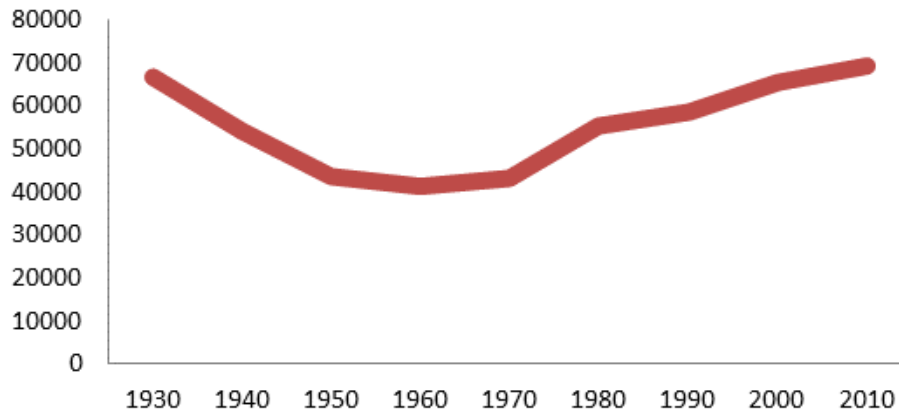




Demographics

Population **71,158** (9th of 77) counties



Economy

Median Household Income **\$42,255** (37th)

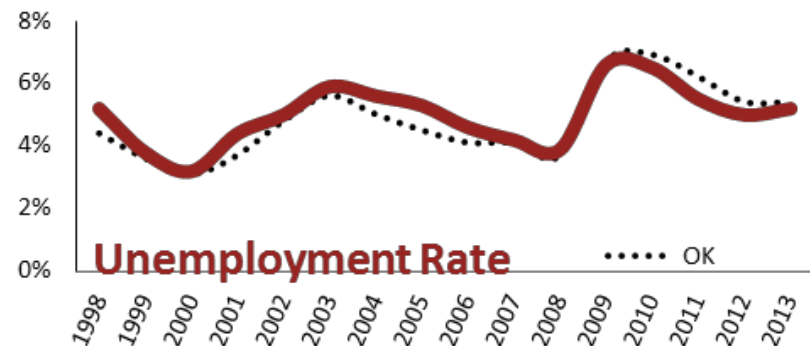
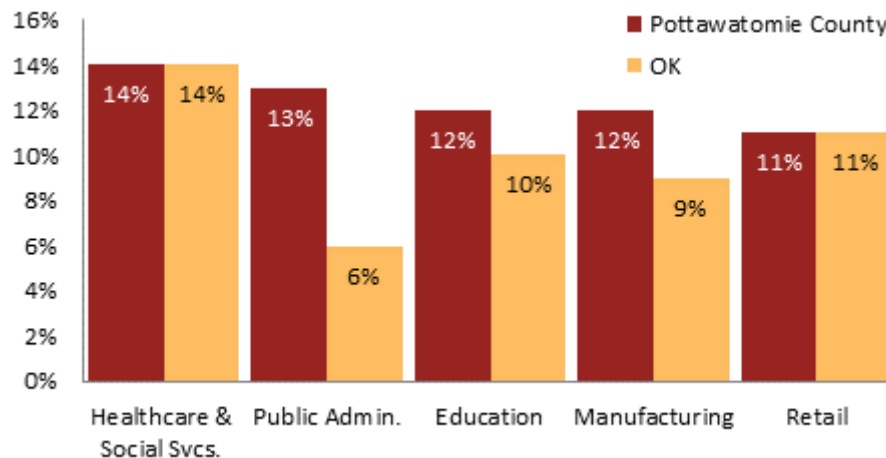
18% employed in state and local government (21st)

58% of working-age civilians in labor force (38th)

5% are employed in farming (63rd)

27% of children live in poverty (31st)

Top 5 Employment Sectors



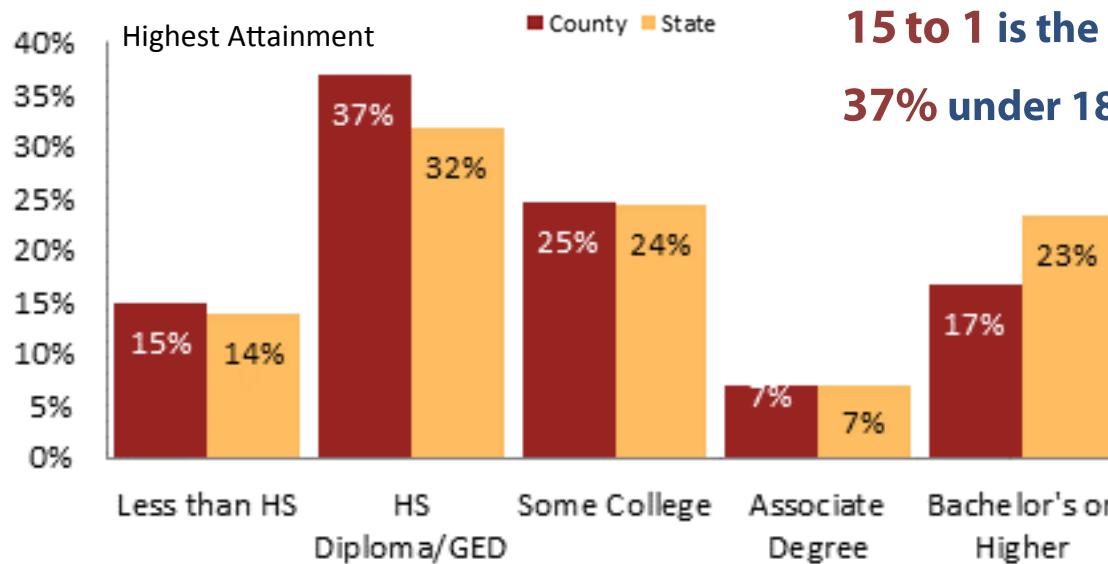


Education

64% of students eligible for free/reduced lunch (46th)

15 to 1 is the student to teacher ratio (32nd)

37% under 18 yrs. are children of color (44th)



Health

31% of adults smoke (9th)

22% of residents under 65 are uninsured (44th)

37% of adults are obese (4th)

58 births per 1000 teenage girls (46th)

12% are enrolled in Medicare (57th)

3% are receiving social security disability (36th)

39th

Overall healthiest

For more county level data sheets and source information visit

www.okpolicy.org/countystats

A rank of 1st indicates highest and 77th is lowest