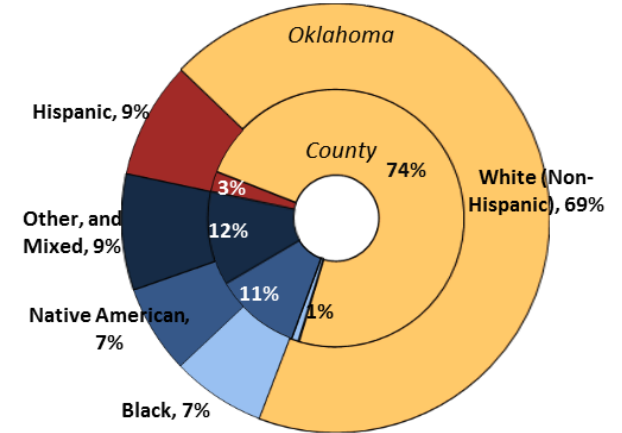
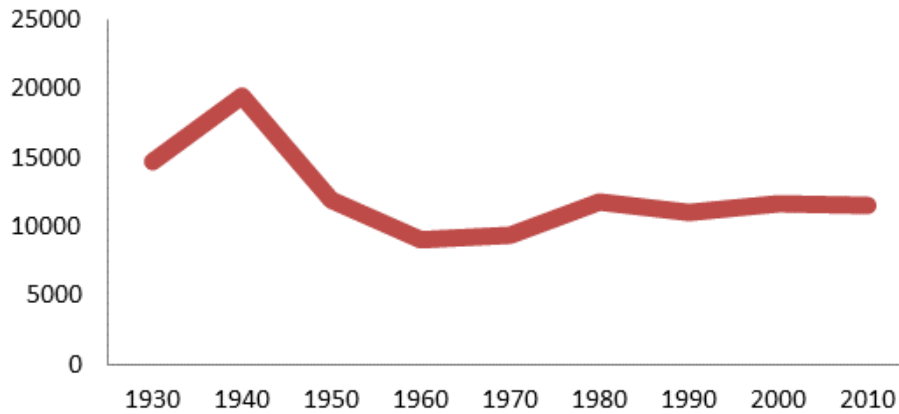




Demographics

Population 11,233 (55th of 77) counties



Economy

Median Household Income
\$30,604 (75th)

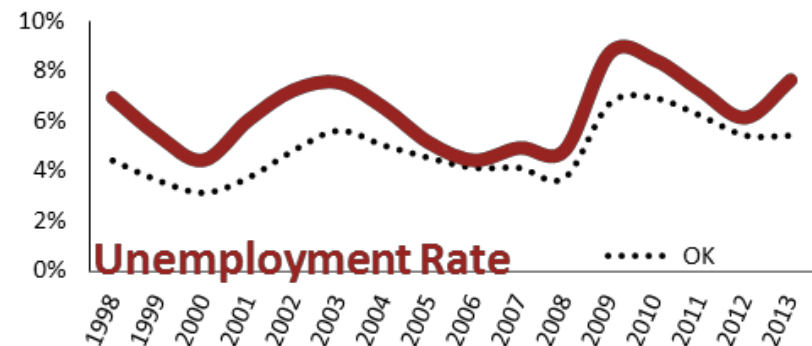
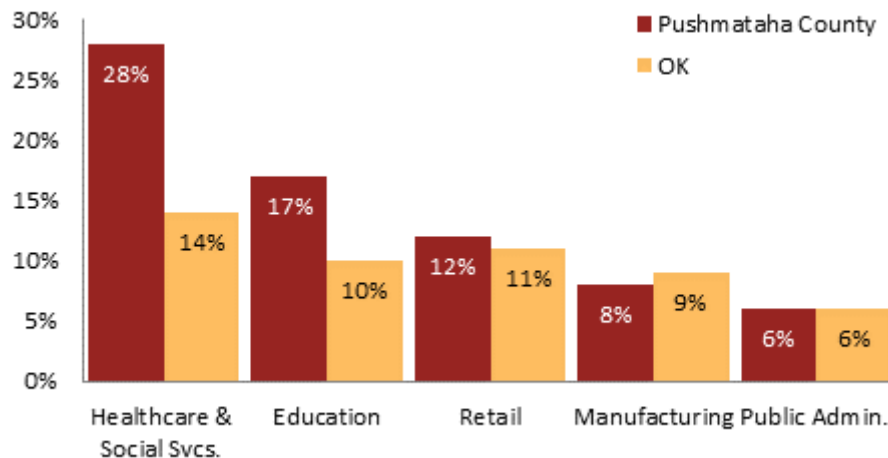
18% employed in state and local government (23rd)

52% of working-age civilians in labor force (68th)

15% are employed in farming (26th)

36% of children live in poverty (2nd)

Top 5 Employment Sectors



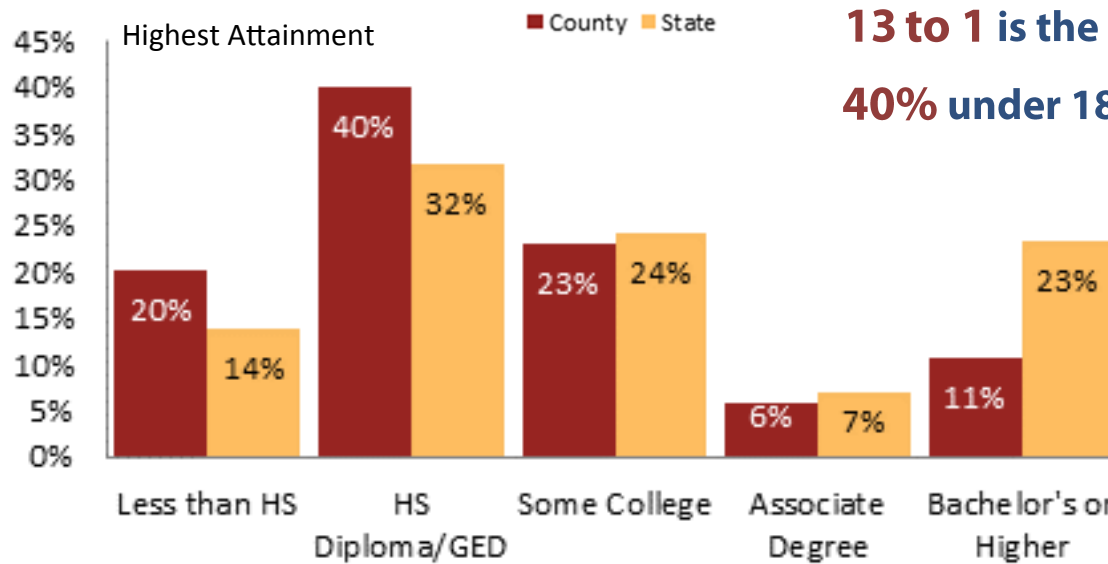


Education

73% of students eligible for free/reduced lunch (14th)

13 to 1 is the student to teacher ratio (64th)

40% under 18 yrs. are children of color (34th)



Health

39% of adults smoke (1st)

27% of residents under 65 are uninsured (6th)

31% of adults are obese (61st)

70 births per 1000 teenage girls (23rd)

18% are enrolled in Medicare (9th)

5% are receiving social security disability (3rd)

77th

Overall healthiest

For more county level data sheets and source information visit

www.okpolicy.org/countystats

A rank of 1st indicates highest and 77th is lowest