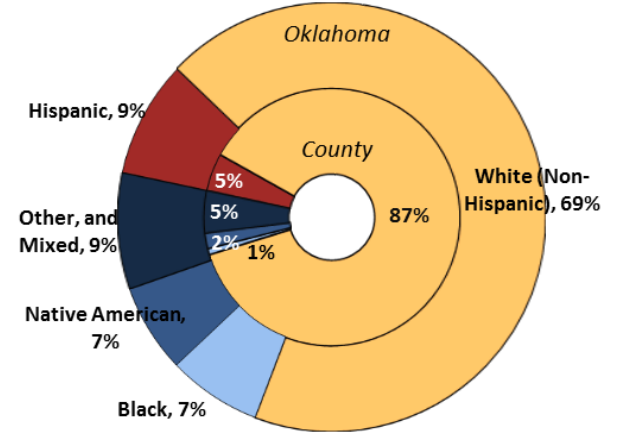
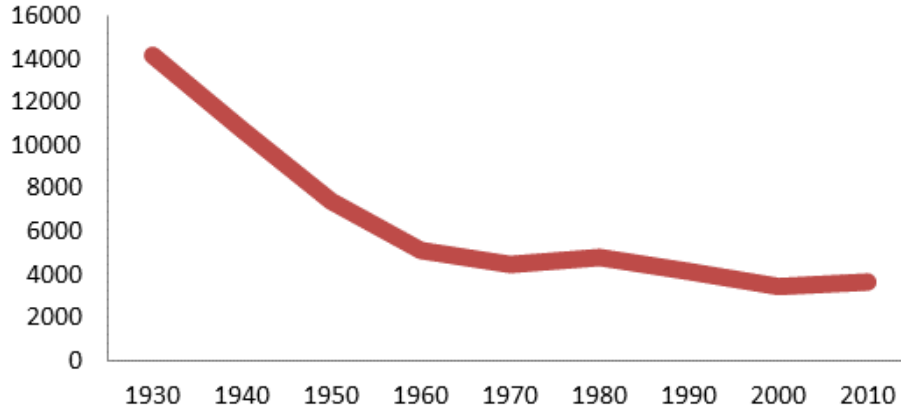


### Demographics

Population **3,743** (75th of 77) counties



### Economy

**14%** employed in state and local government (48th)

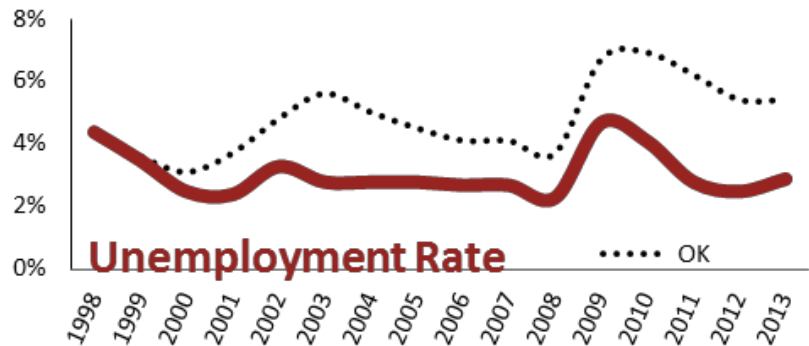
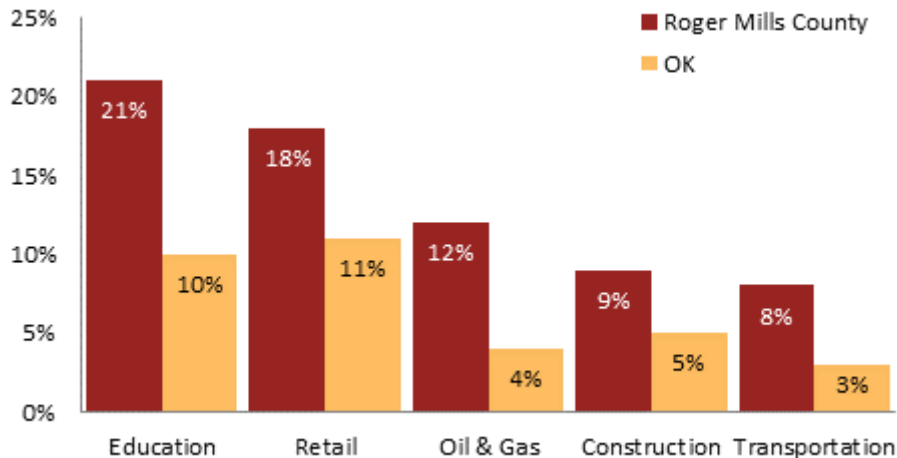
**56%** of working-age civilians in labor force (46th)

**26%** are employed in farming (3rd)

**18%** of children live in poverty (65th)

Median Household Income  
**\$49,443** (12th)

Top 5 Employment Sectors

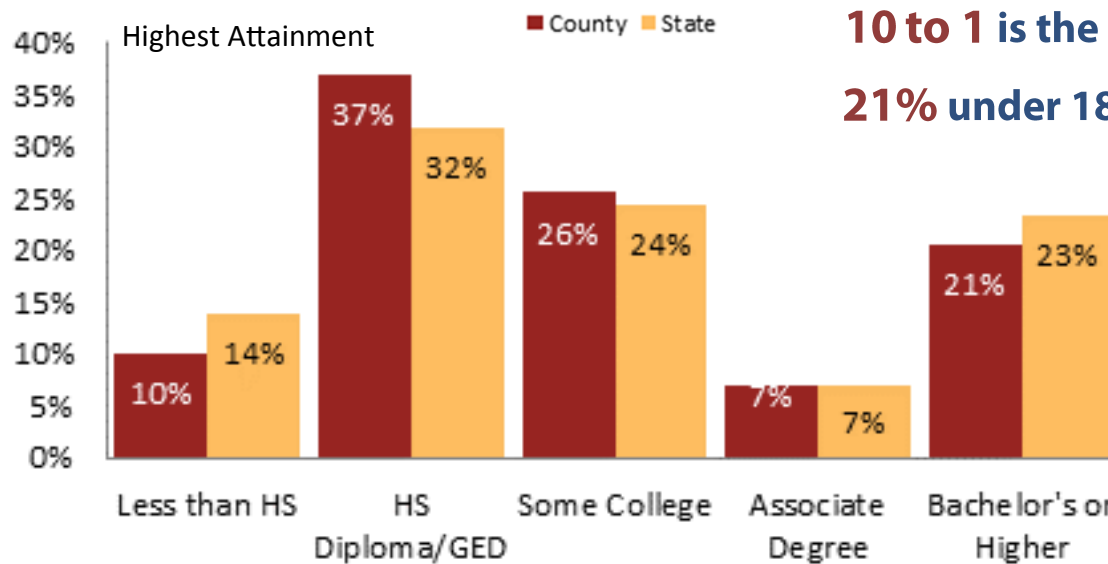


### Education

**52%** of students eligible for free/reduced lunch (70th)

**10 to 1** is the student to teacher ratio (75th)

**21%** under 18 yrs. are children of color (74th)



### Health

**0%** of adults smoke (NA)

**23%** of residents under 65 are uninsured (36th)

**32%** of adults are obese (48th)

**72** births per 1000 teenage girls (16th)

**16%** are enrolled in Medicare (21st)

**2%** are receiving social security disability (54th)

# 25th

**Overall healthiest**

For more county level data sheets and source information visit

[www.okpolicy.org/countystats](http://www.okpolicy.org/countystats)

A rank of 1<sup>st</sup> indicates highest and 77<sup>th</sup> is lowest