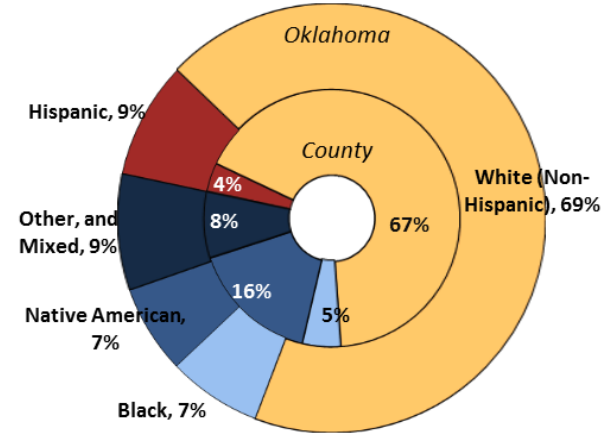
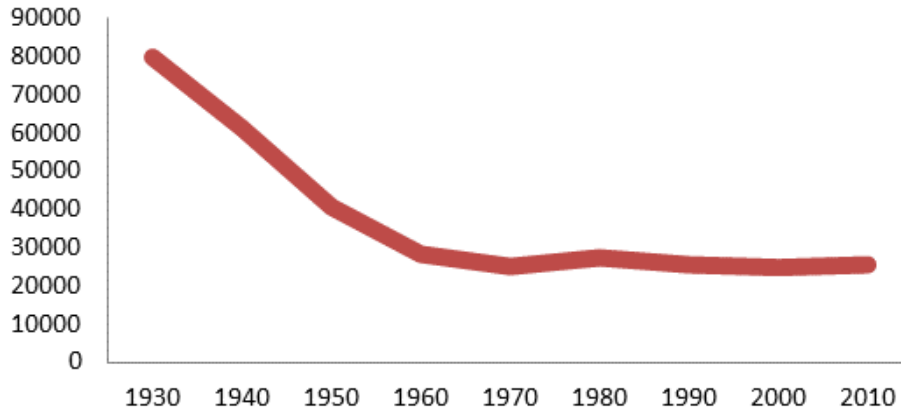


Demographics

Population **25,426** (37th of 77) counties



Economy

17% employed in state and local government (27th)

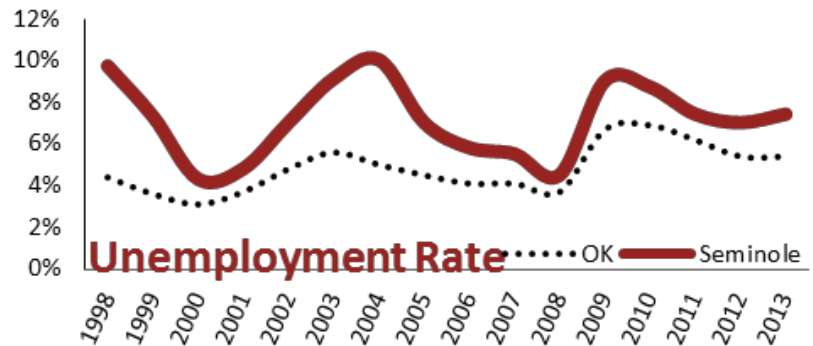
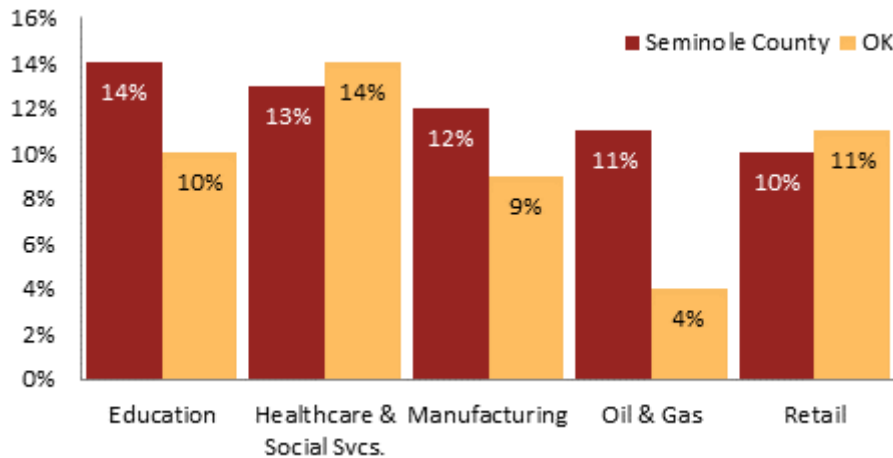
54% of working-age civilians in labor force (58th)

10% are employed in farming (43rd)

33% of children live in poverty (10th)

Median Household Income
\$33,940 (63rd)

Top 5 Employment Sectors

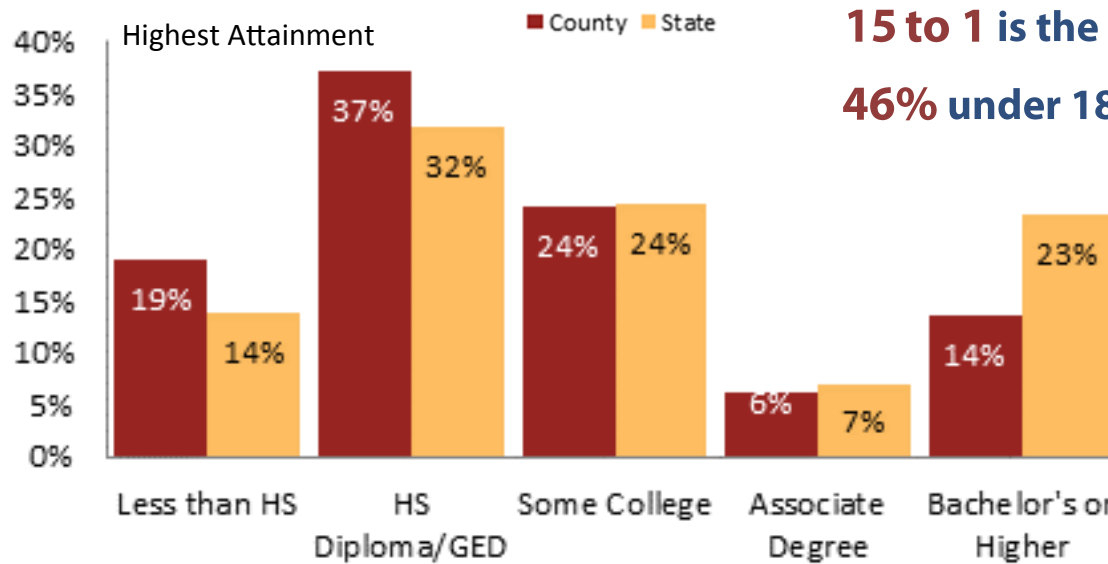


Education

72% of students eligible for free/reduced lunch (20th)

15 to 1 is the student to teacher ratio (45th)

46% under 18 yrs. are children of color (25th)



Health

26% of adults smoke (27th)

24% of residents under 65 are uninsured (29th)

39% of adults are obese (2nd)

65 births per 1000 teenage girls (36th)

14% are enrolled in Medicare (48th)

4% are receiving social security disability (7th)

75th

Overall healthiest

For more county level data sheets and source information visit

www.okpolicy.org/countystats

A rank of 1st indicates highest and 77th is lowest