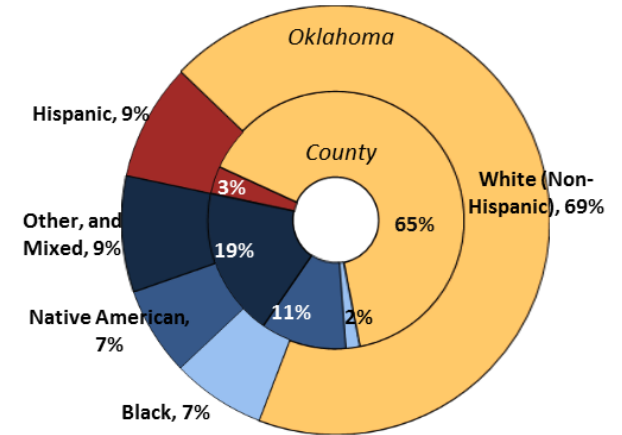
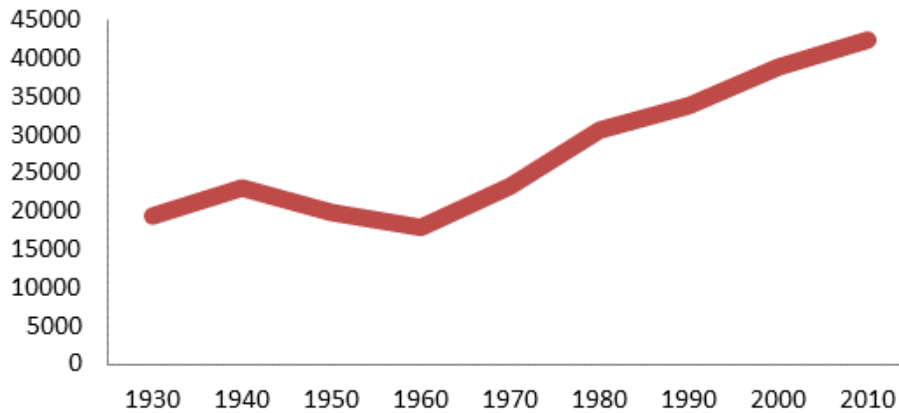


Demographics

Population **41,218** (25th of 77) counties



Economy

Median Household Income **\$34,195** (62nd)

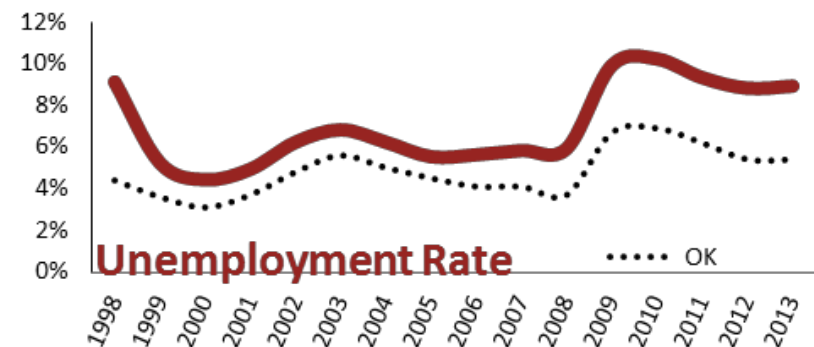
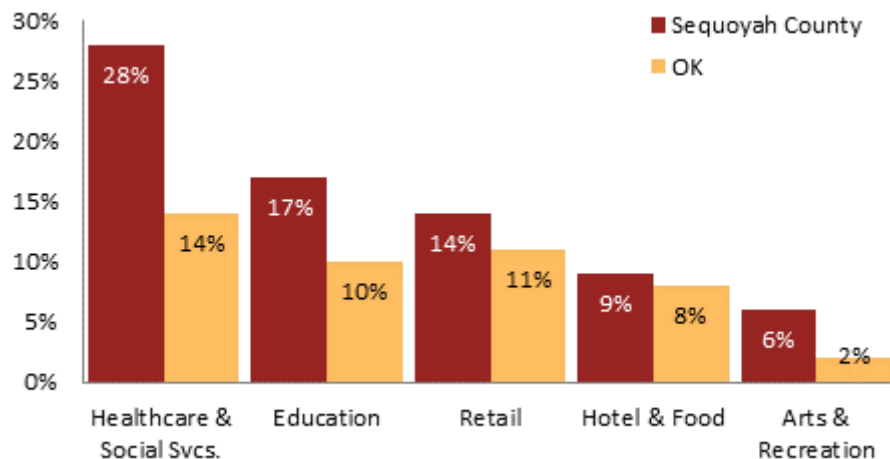
20% employed in state and local government (14th)

56% of working-age civilians in labor force (47th)

9% are employed in farming (50th)

32% of children live in poverty (13th)

Top 5 Employment Sectors



Unemployment Rate

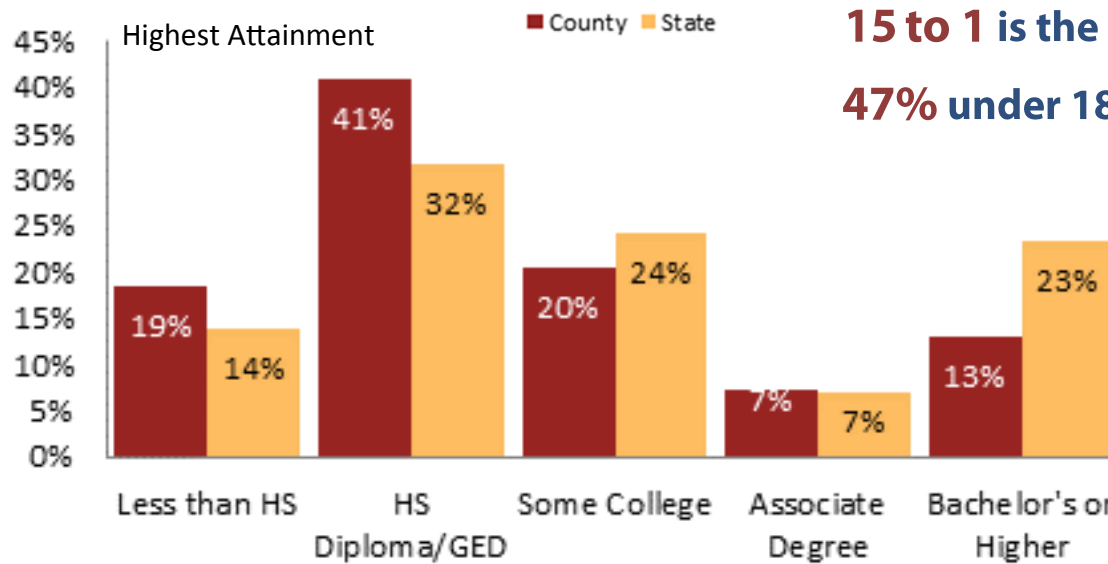
..... OK

Education

75% of students eligible for free/reduced lunch (11th)

15 to 1 is the student to teacher ratio (41st)

47% under 18 yrs. are children of color (23rd)



Health

31% of adults smoke (7th)

24% of residents under 65 are uninsured (31st)

38% of adults are obese (3rd)

67 births per 1000 teenage girls (32nd)

13% are enrolled in Medicare (55th)

5% are receiving social security disability (5th)

59th

Overall healthiest

For more county level data sheets and source information visit

www.okpolicy.org/countystats

A rank of 1st indicates highest and 77th is lowest