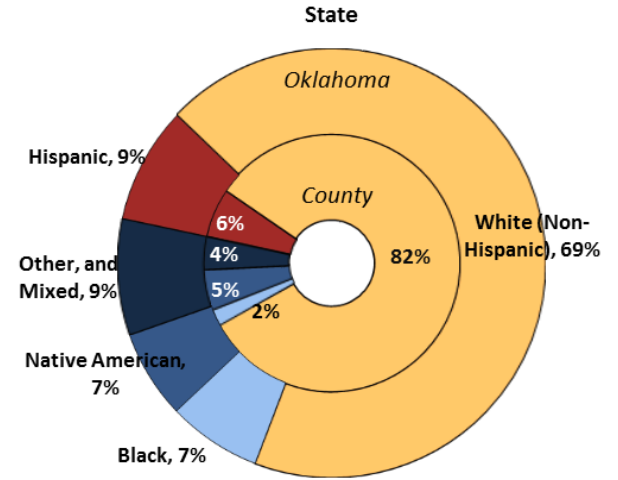
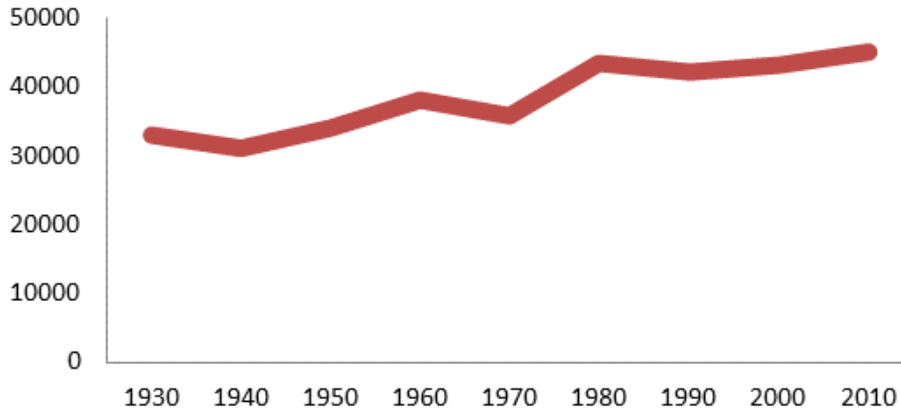


Demographics

Population **44,919** (20th of 77) counties



Economy

Median Household Income **\$43,405** (34th)


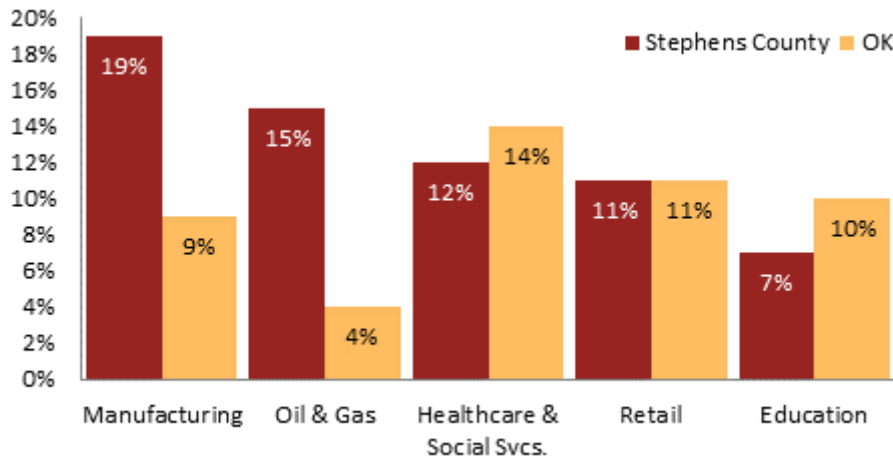
7% employed in state and local government (75th)

58% of working-age civilians in labor force (37th)

5% are employed in farming (65th)

21% of children live in poverty (56th)

Top 5 Employment Sectors

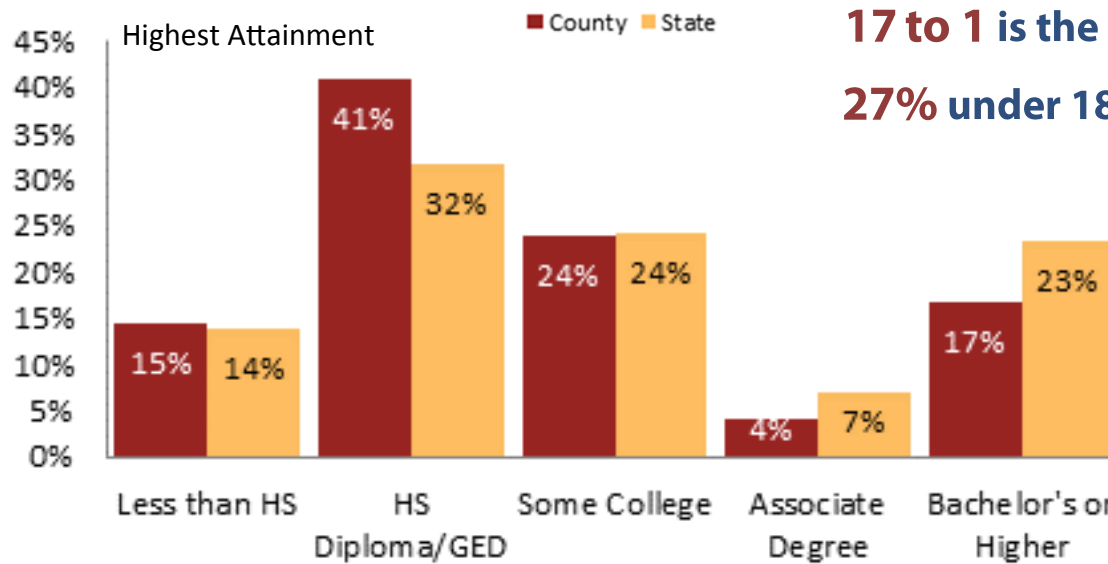


Education

54% of students eligible for free/reduced lunch (63rd)

17 to 1 is the student to teacher ratio (7th)

27% under 18 yrs. are children of color (63rd)



Health

21% of adults smoke (55th)

19% of residents under 65 are uninsured (69th)

29% of adults are obese (74th)

55 births per 1000 teenage girls (49th)

14% are enrolled in Medicare (44th)

2% are receiving social security disability (47th)

31st

Overall healthiest

For more county level data sheets and source information visit

www.okpolicy.org/countystats

A rank of 1st indicates highest and 77th is lowest