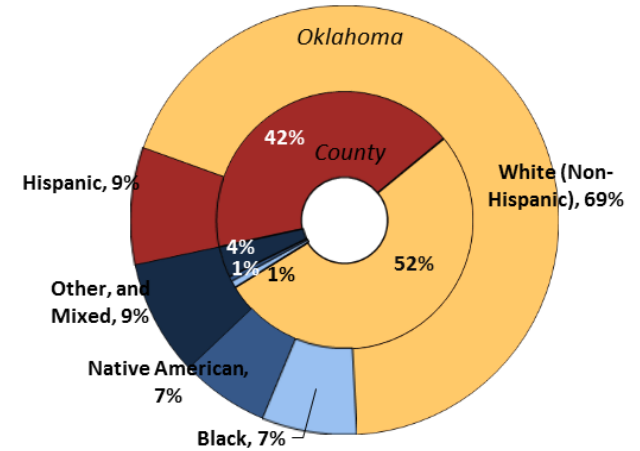
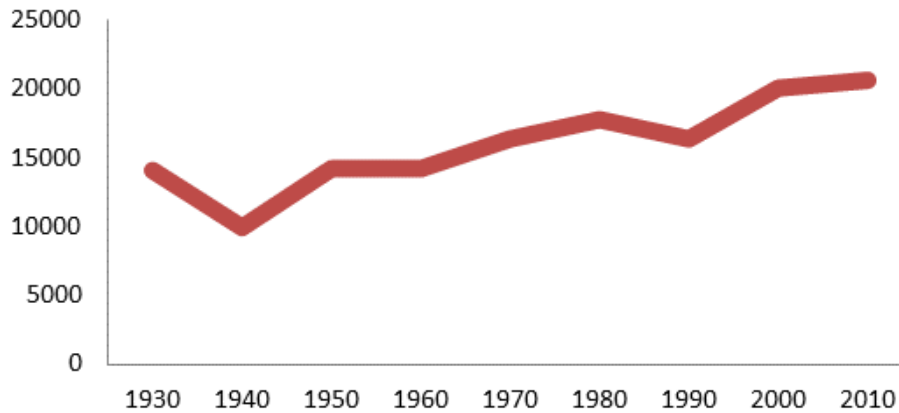


### Demographics

Population **22,081** (40th of 77) counties



### Economy

Median Household Income **\$45,199** (22nd)

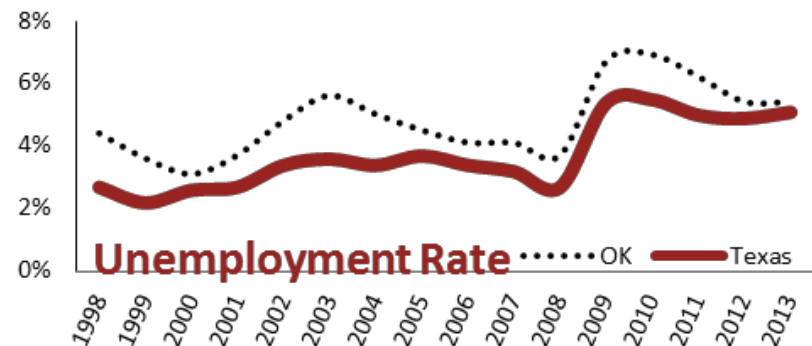
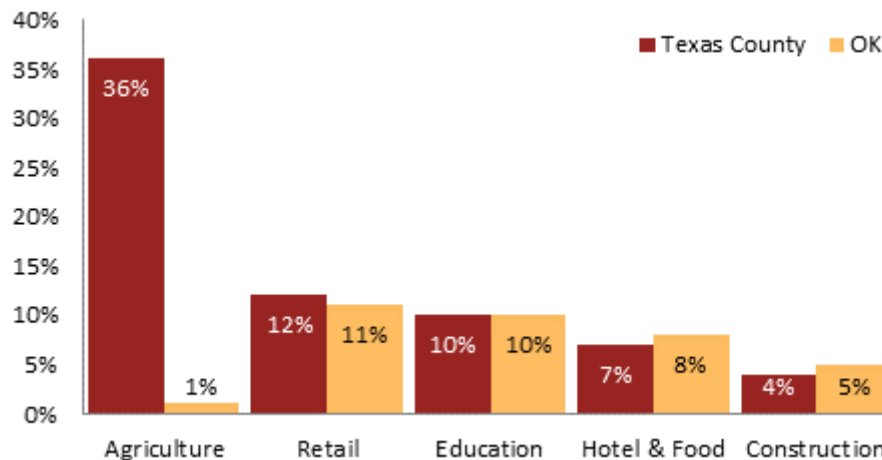
**13%** employed in state and local government (50th)

**70%** of working-age civilians in labor force (1st)

**13%** are employed in farming

**18%** of children live in poverty (65th)

Top 5 Employment Sectors

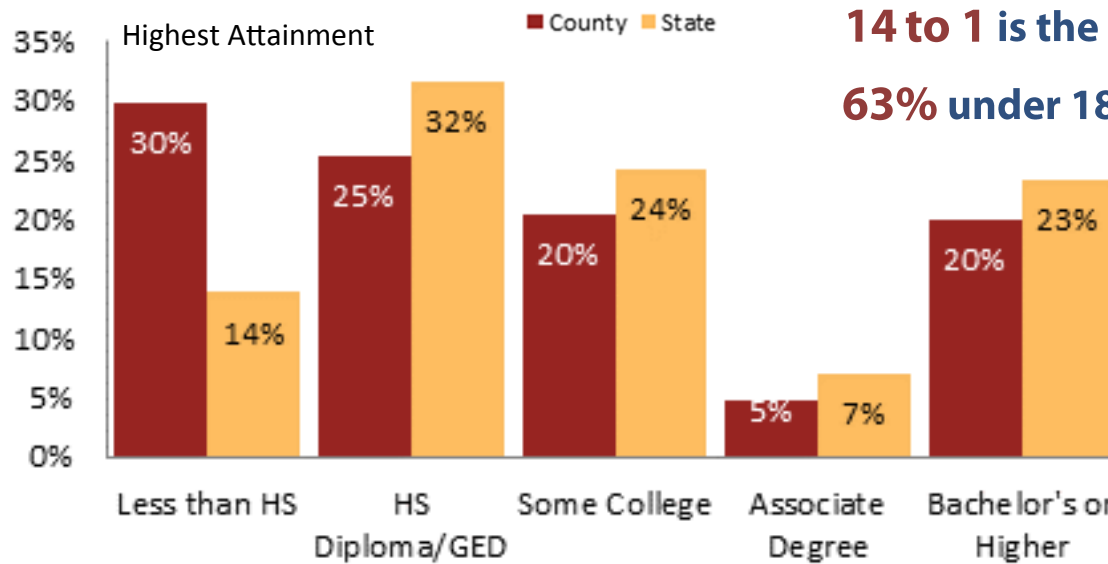


# Education

68% of students eligible for free/reduced lunch (36th)

14 to 1 is the student to teacher ratio (48th)

63% under 18 yrs. are children of color (3rd)



# Health

16% of adults smoke (69th)

29% of residents under 65 are uninsured (1st)

31% of adults are obese (68th)

84 births per 1000 teenage girls (3rd)

9% are enrolled in Medicare (71st)

1% are receiving social security disability (77th)

4th

Overall healthiest

For more county level data sheets and source information visit

[www.okpolicy.org/countystats](http://www.okpolicy.org/countystats)

A rank of 1<sup>st</sup> indicates highest and 77<sup>th</sup> is lowest