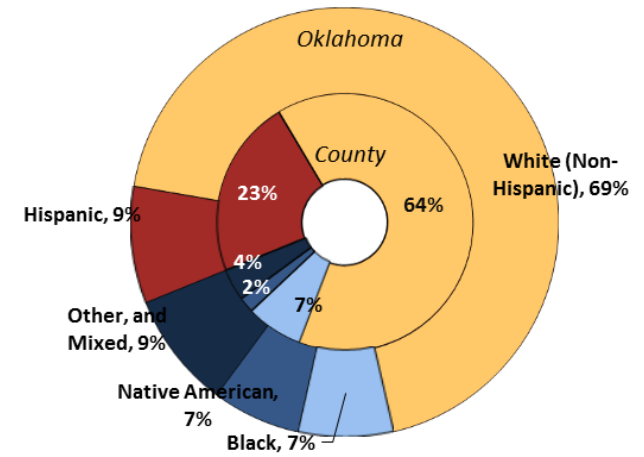
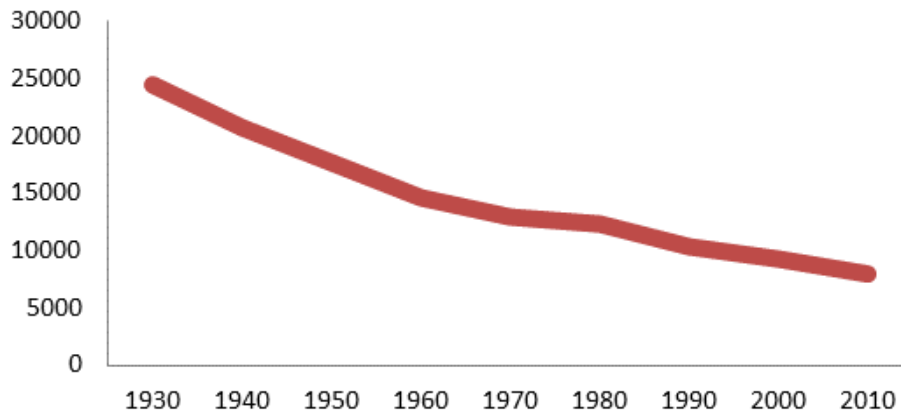


Demographics

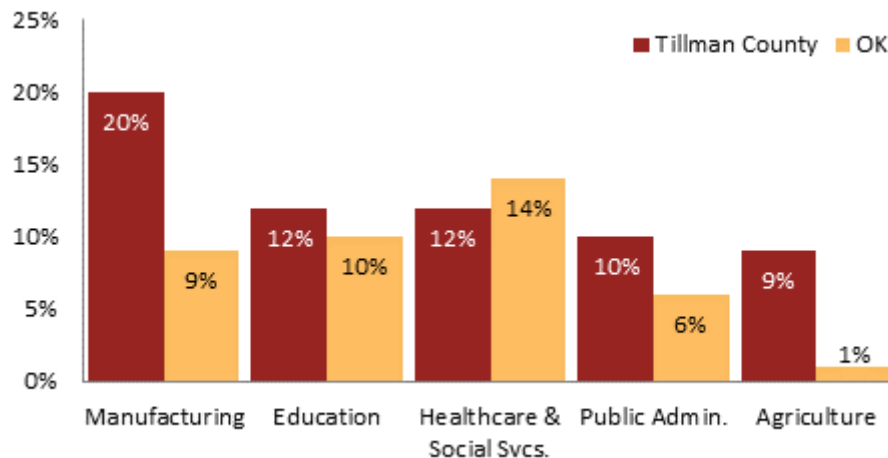
Population **7,711** (63rd of 77) counties



Economy

Median Household Income **\$32,382** (69th)

Top 5 Employment Sectors



20% employed in state and local government (16th)

54% of working-age civilians in labor force (59th)

18% are employed in farming (19th)

32% of children live in poverty (12th)

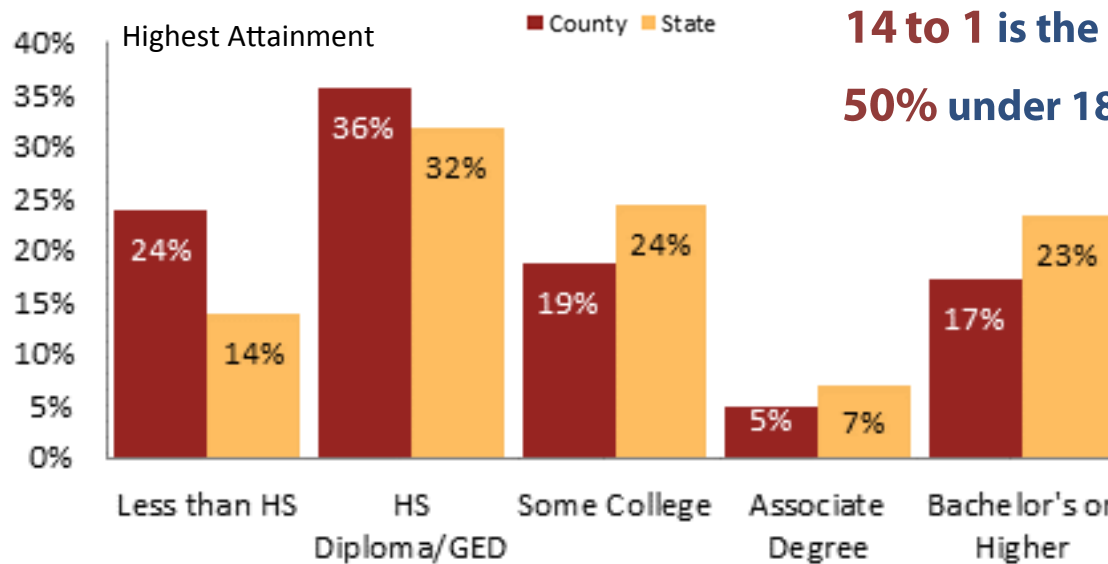


Education

83% of students eligible for free/reduced lunch (1st)

14 to 1 is the student to teacher ratio (56th)

50% under 18 yrs. are children of color (12th)



Health

18% of adults smoke (65th)

25% of residents under 65 are uninsured (20th)

34% of adults are obese (34th)

74 births per 1000 teenage girls (10th)

16% are enrolled in Medicare (19th)

4% are receiving social security disability (18th)

38th

Overall healthiest

For more county level data sheets and source information visit

www.okpolicy.org/countystats

A rank of 1st indicates highest and 77th is lowest