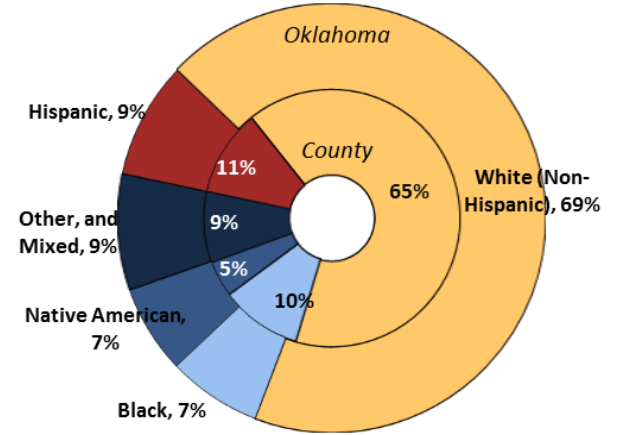
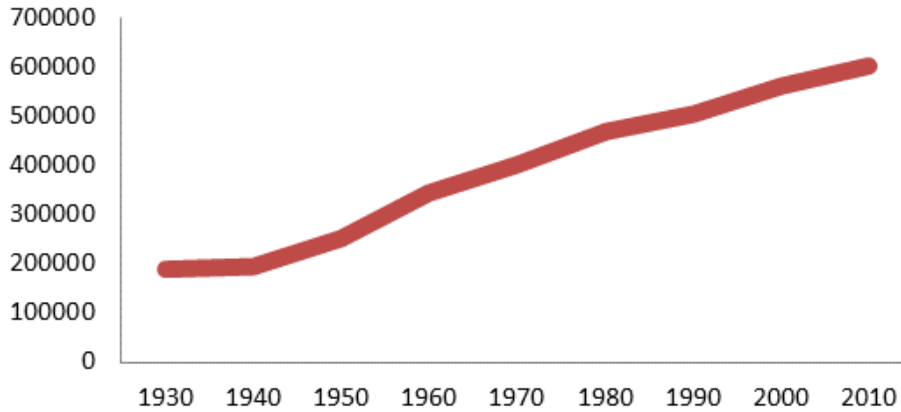


Demographics

Population **622,409** (2nd of 77) counties



Economy

Median Household Income **\$47,371** (18th)

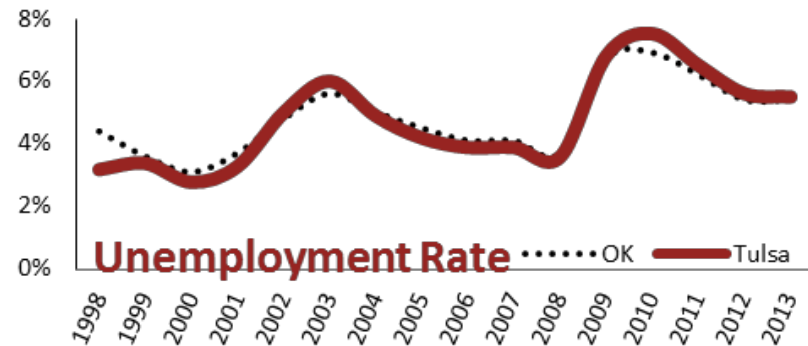
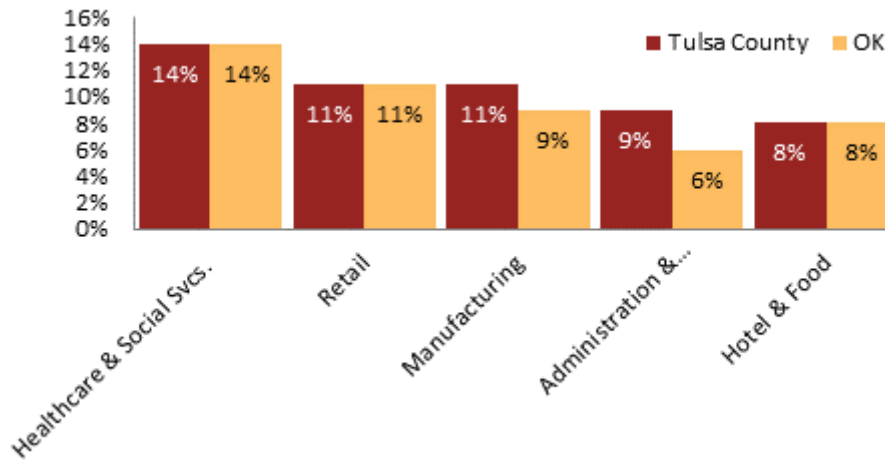
7% employed in state and local government (74th)

67% of working-age civilians in labor force (4th)

0% are employed in farming (76th)

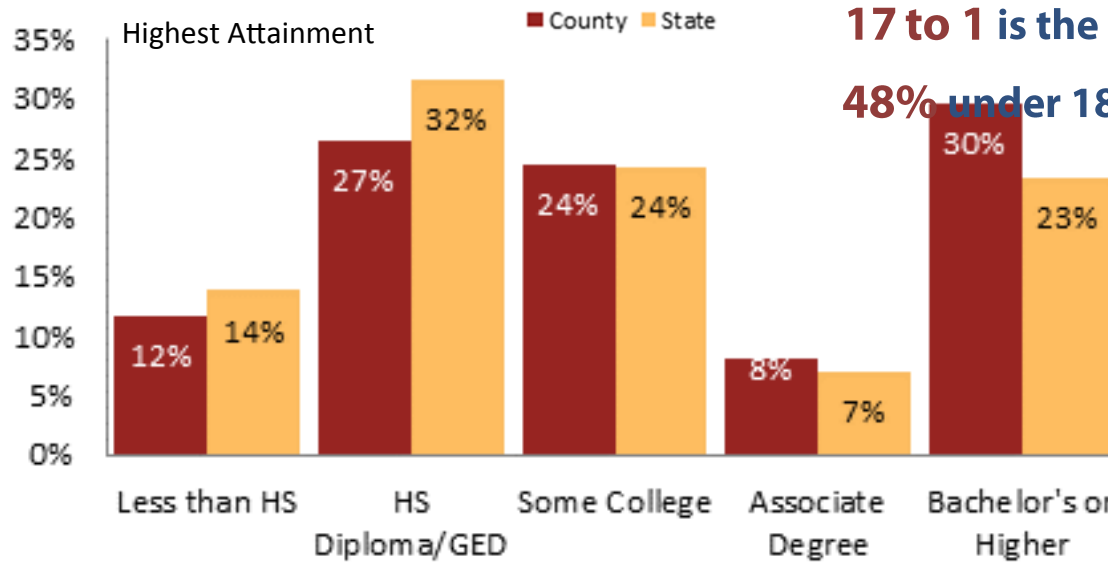
24% of children live in poverty (47th)

Top 5 Employment Sectors



Education

61% of students eligible for free/reduced lunch (51st)



17 to 1 is the student to teacher ratio (3rd)

48% under 18 yrs. are children of color (19th)

Health

23% of adults smoke (48th)

21% of residents under 65 are uninsured (54th)

30% of adults are obese (72nd)

54 births per 1000 teenage girls (51st)

10% are enrolled in Medicare (69th)

2% are receiving social security disability (51st)

22nd

Overall healthiest

For more county level data sheets and source information visit

www.okpolicy.org/countystats

A rank of 1st indicates highest and 77th is lowest