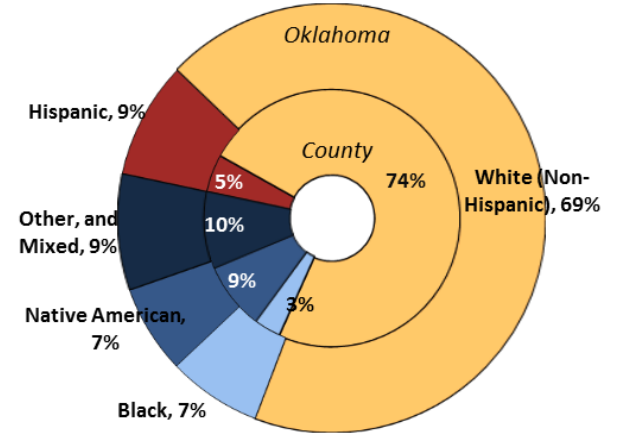
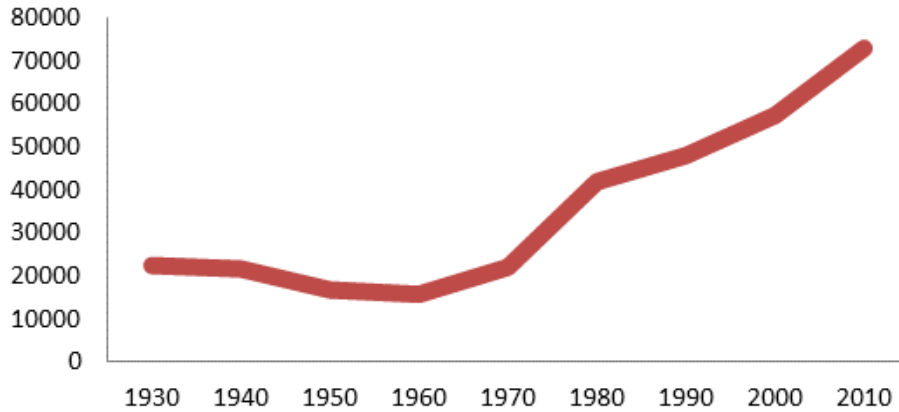


### Demographics

Population **75,700** (8th of 77) counties



### Economy

Median Household Income **\$54,839** (3rd)

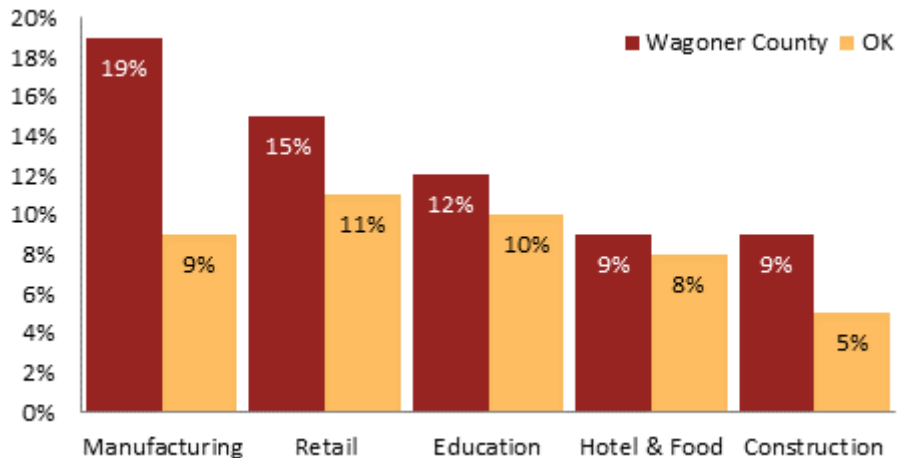
**12%** employed in state and local government (53rd)

**65%** of working-age civilians in labor force (10th)

**9%** are employed in farming (48th)

**16%** of children live in poverty (71st)

Top 5 Employment Sectors

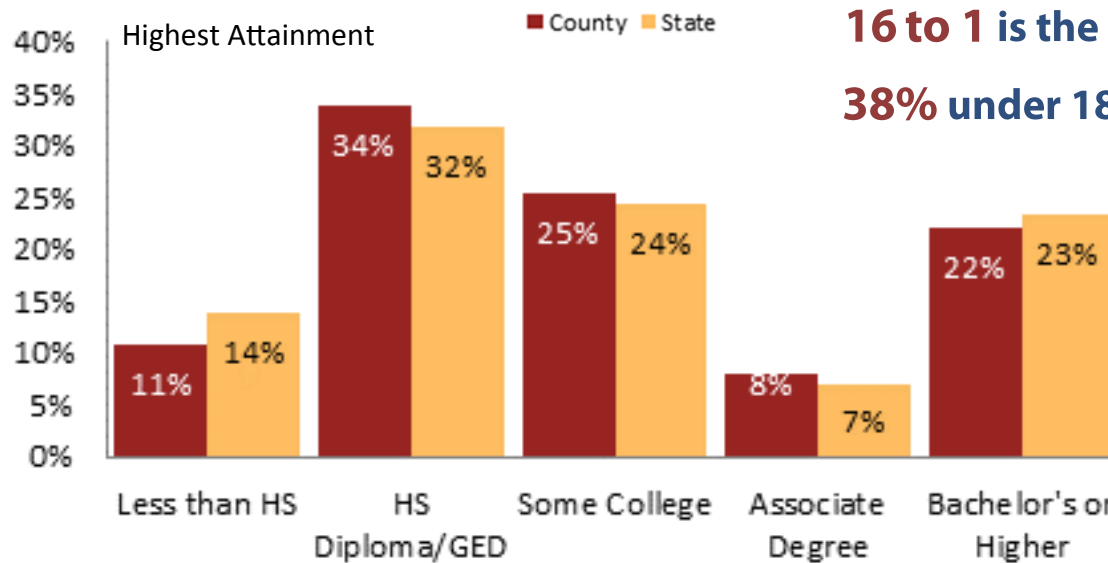


### Education

**57%** of students eligible for free/reduced lunch (58th)

**16 to 1** is the student to teacher ratio (13th)

**38%** under 18 yrs. are children of color (39th)



### Health

**22%** of adults smoke (53rd)

**19%** of residents under 65 are uninsured (72nd)

**32%** of adults are obese (60th)

**35** births per 1000 teenage girls (69th)

**5%** are enrolled in Medicare (77th)

**2%** are receiving social security disability (60th)

# 16th

**Overall healthiest**

For more county level data sheets and source information visit

[www.okpolicy.org/countystats](http://www.okpolicy.org/countystats)

A rank of 1<sup>st</sup> indicates highest and 77<sup>th</sup> is lowest