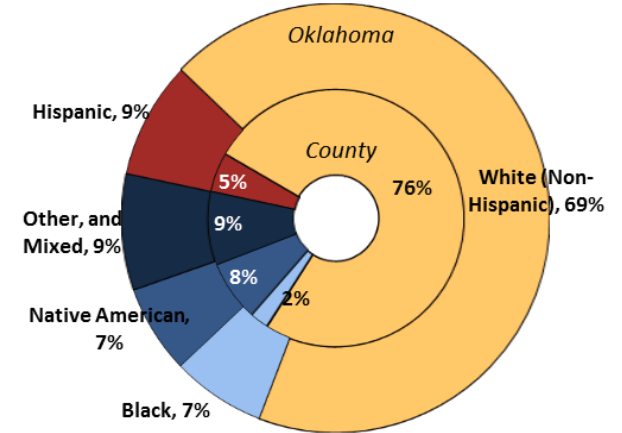
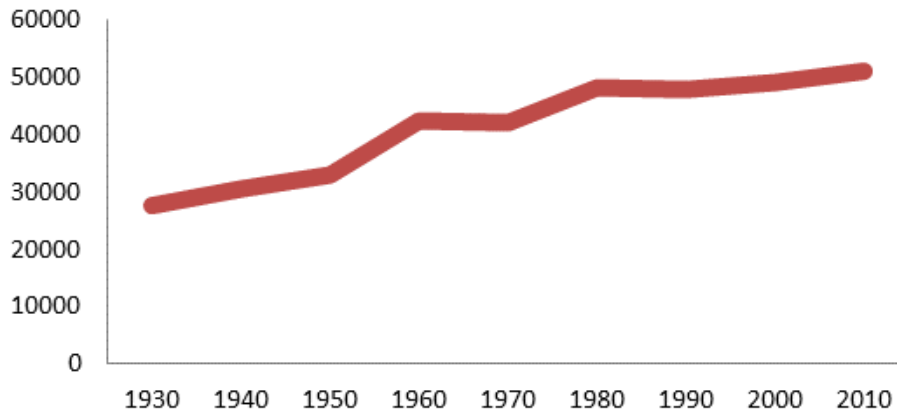


Demographics

Population **51,577** (14th of 77) counties



Economy

Median Household Income **\$48,851** (15th)

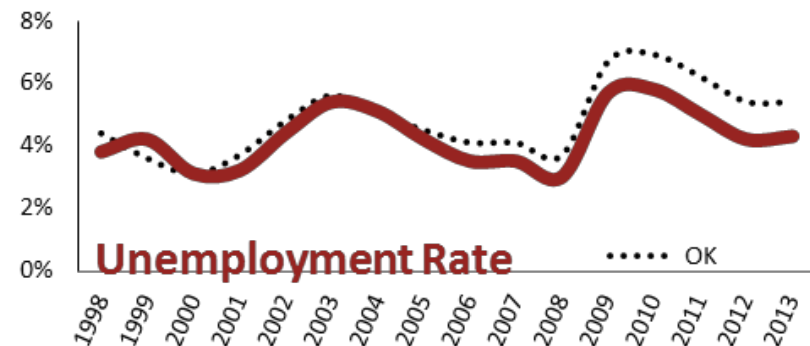
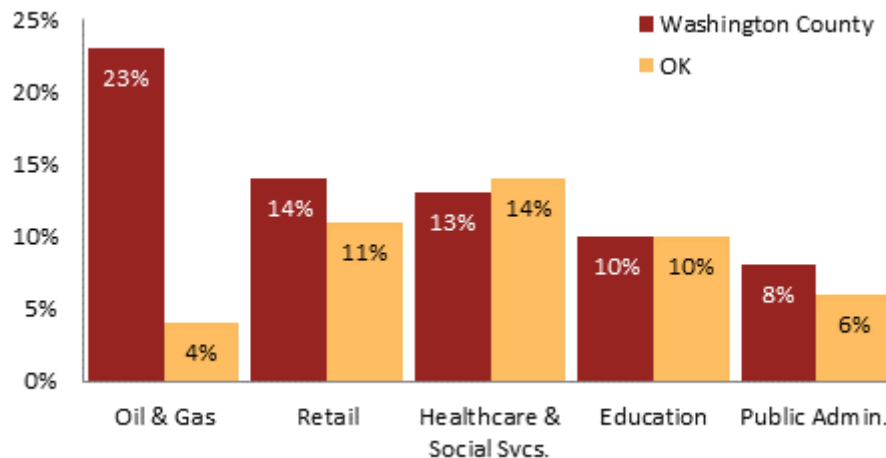
8% employed in state and local government (72nd)

60% of working-age civilians in labor force (25th)

3% are employed in farming (72nd)

22% of children live in poverty (51st)

Top 5 Employment Sectors



Unemployment Rate

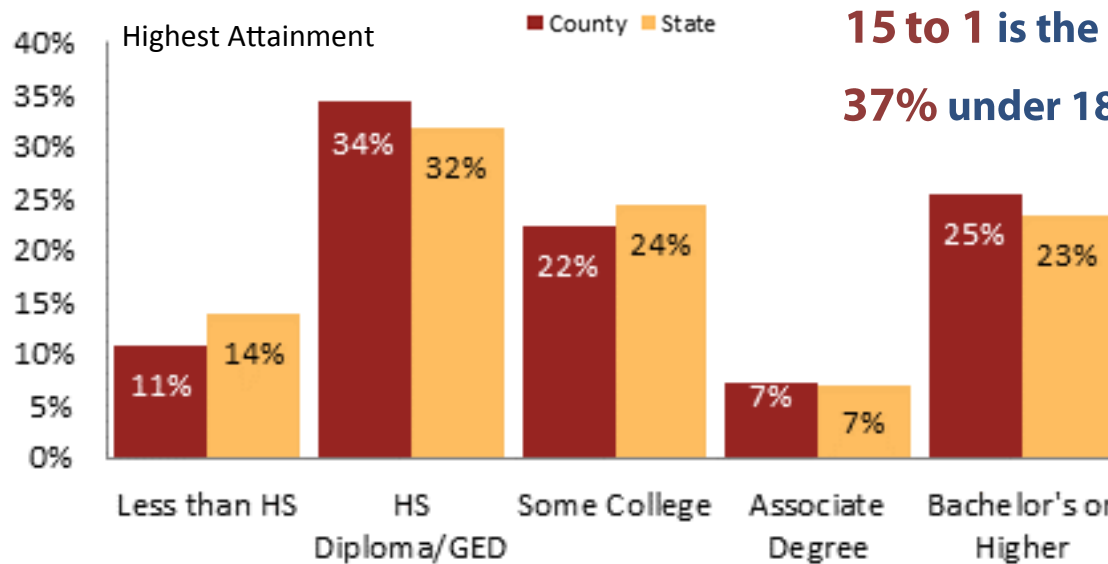
..... OK

Education

53% of students eligible for free/reduced lunch (64th)

15 to 1 is the student to teacher ratio (29th)

37% under 18 yrs. are children of color (43rd)



Health

23% of adults smoke (49th)

19% of residents under 65 are uninsured (70th)

31% of adults are obese (70th)

49 births per 1000 teenage girls (58th)

17% are enrolled in Medicare (13th)

2% are receiving social security disability (56th)

12th

Overall healthiest

For more county level data sheets and source information visit

www.okpolicy.org/countystats

A rank of 1st indicates highest and 77th is lowest