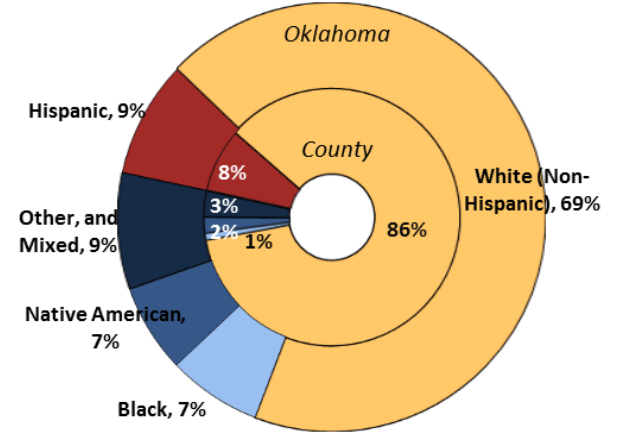
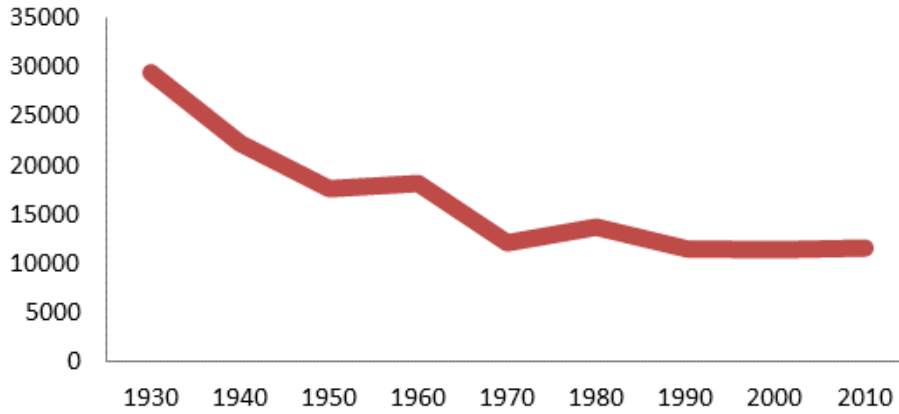


### Demographics

Population **11,678** (53rd of 77) counties



### Economy

**15%** employed in state and local government (37th)

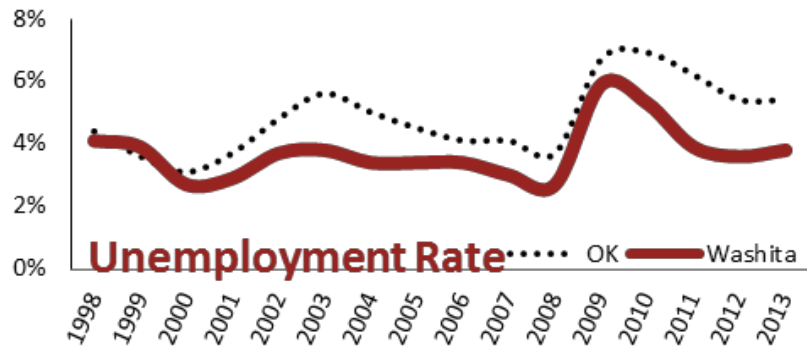
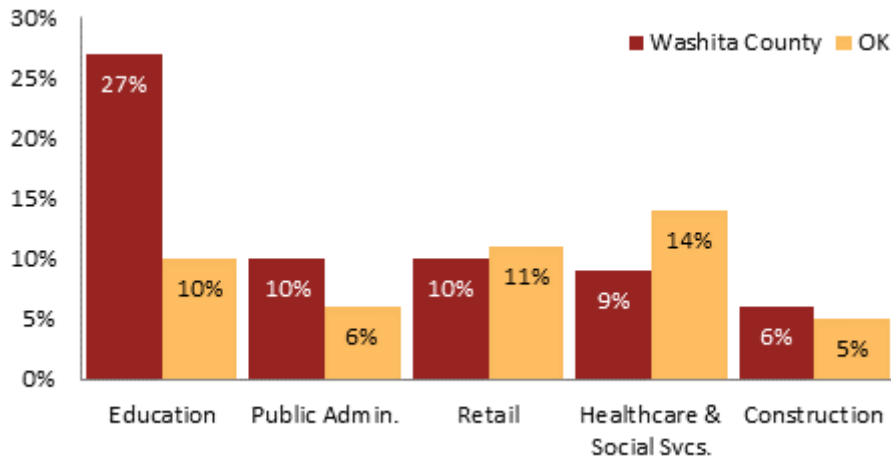
Median Household Income  
**\$43,590** (33rd)

**59%** of working-age civilians in labor force (33rd)

**21%** are employed in farming (14th)

Top 5 Employment Sectors

**22%** of children live in poverty (53rd)

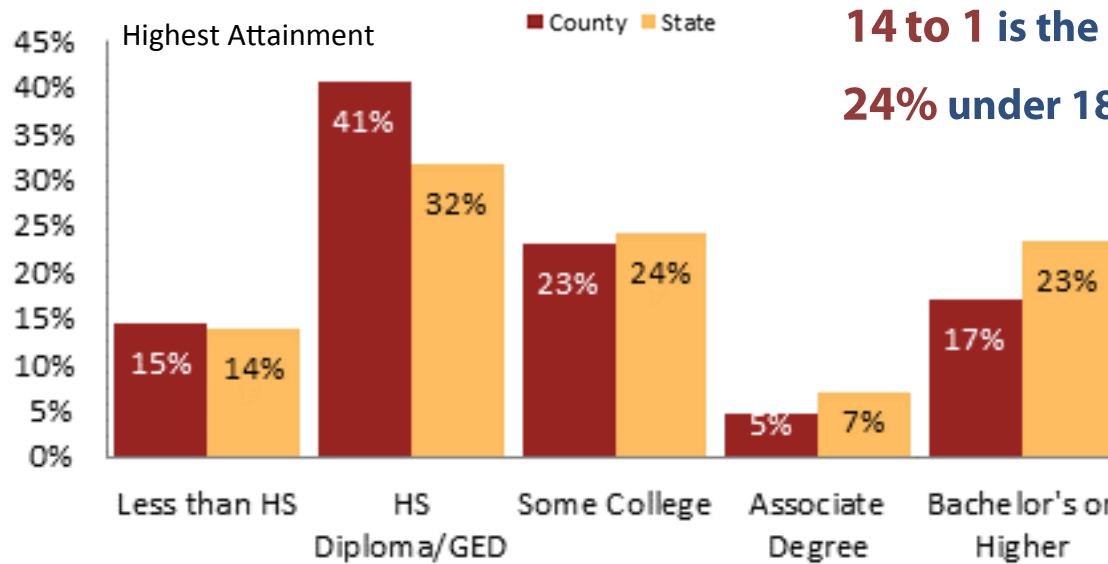


### Education

**63%** of students eligible for free/reduced lunch (49th)

**14 to 1** is the student to teacher ratio (53rd)

**24%** under 18 yrs. are children of color (69th)



### Health

**25%** of adults smoke (33rd)

**21%** of residents under 65 are uninsured (55th)

**33%** of adults are obese (43rd)

**64** births per 1000 teenage girls (37th)

**16%** are enrolled in Medicare (23rd)

**2%** are receiving social security disability (57th)

# 51st

**Overall healthiest**

For more county level data sheets and source information visit

[www.okpolicy.org/countystats](http://www.okpolicy.org/countystats)

A rank of 1<sup>st</sup> indicates highest and 77<sup>th</sup> is lowest