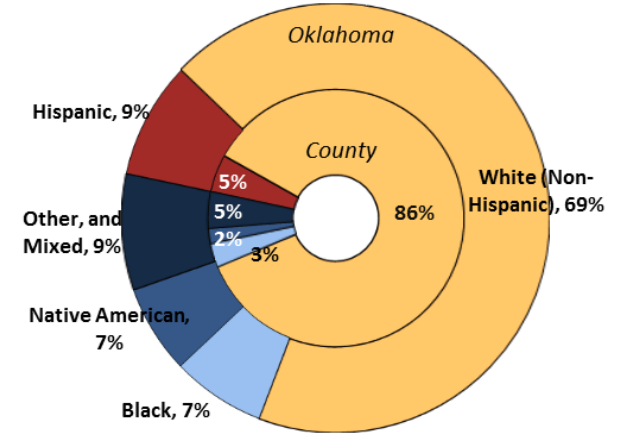
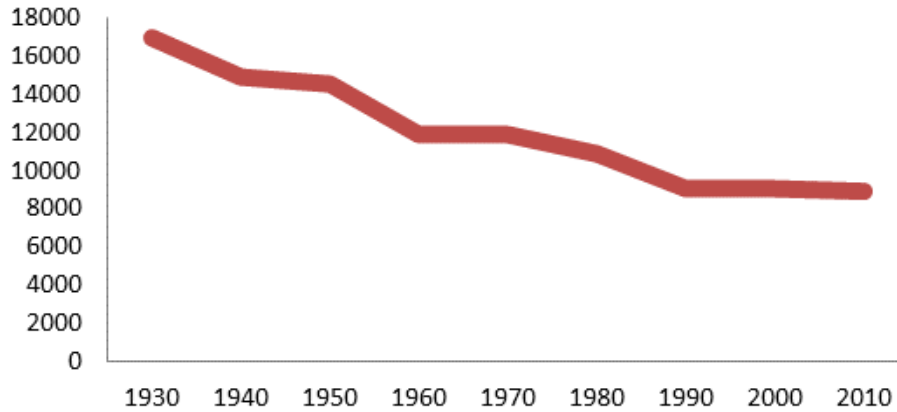


Demographics

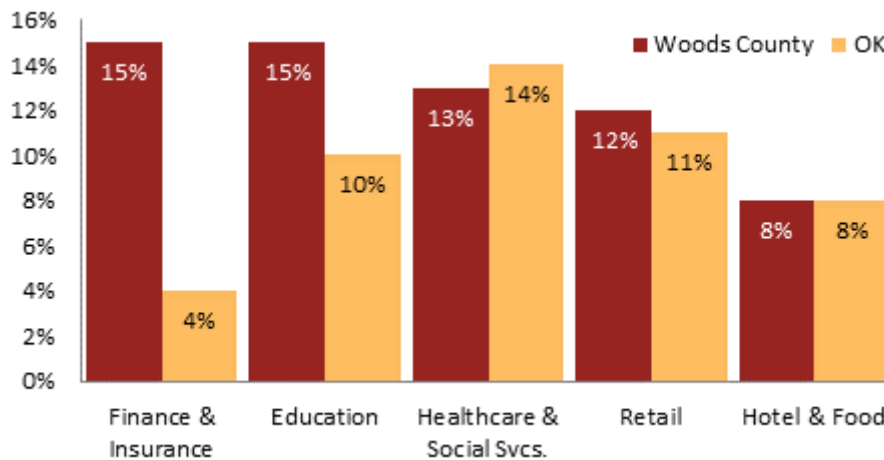
Population **9,041** (62nd of 77) counties



Economy

Median Household Income **\$49,416** (13th)

Top 5 Employment Sectors

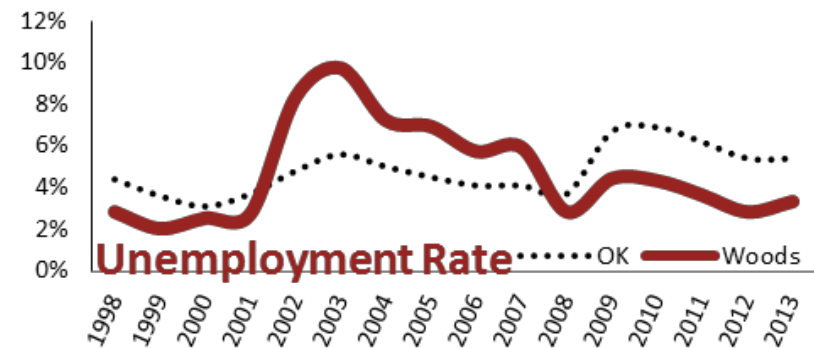


16% employed in state and local government (33rd)

60% of working-age civilians in labor force (30th)

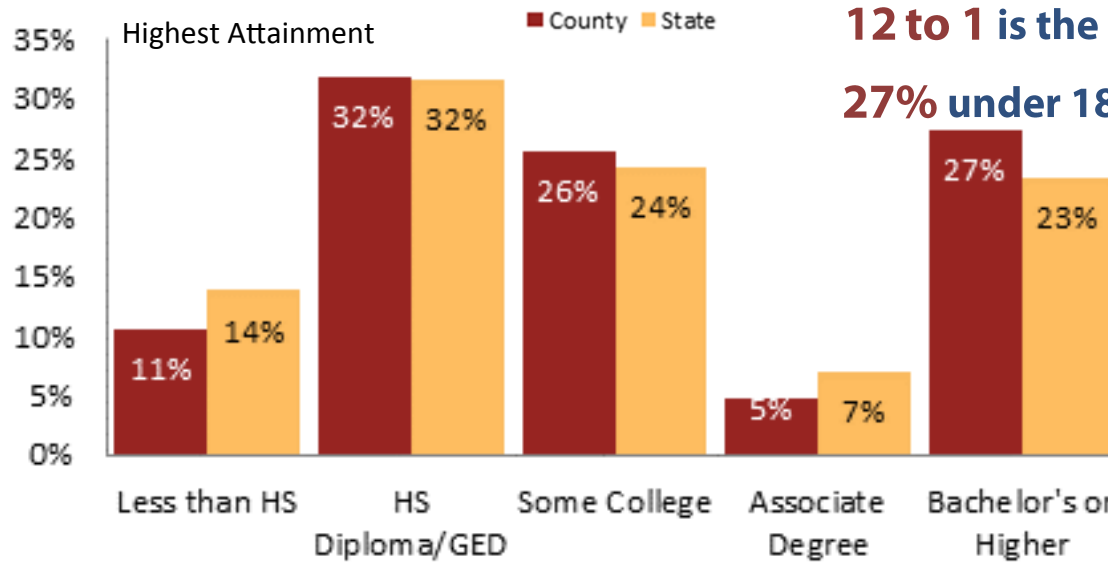
13% are employed in farming (34th)

18% of children live in poverty (63rd)



Education

46% of students eligible for free/reduced lunch (75th)



12 to 1 is the student to teacher ratio (71st)

27% under 18 yrs. are children of color (62nd)

Health

15% of adults smoke (70th)

19% of residents under 65 are uninsured (71st)

32% of adults are obese (46th)

37 births per 1000 teenage girls (68th)

15% are enrolled in Medicare (32nd)

1% are receiving social security disability (73rd)

11th

Overall healthiest

For more county level data sheets and source information visit

www.okpolicy.org/countystats

A rank of 1st indicates highest and 77th is lowest