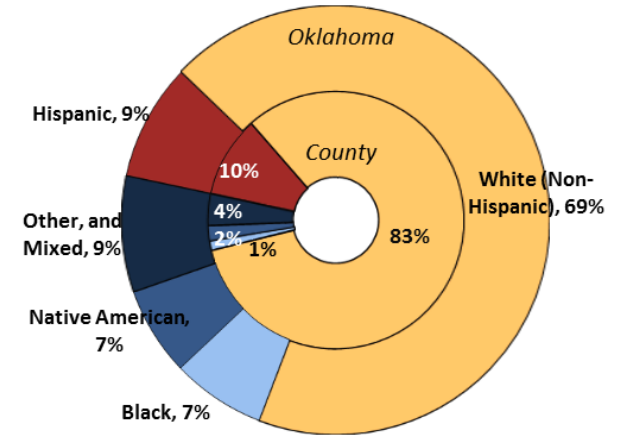
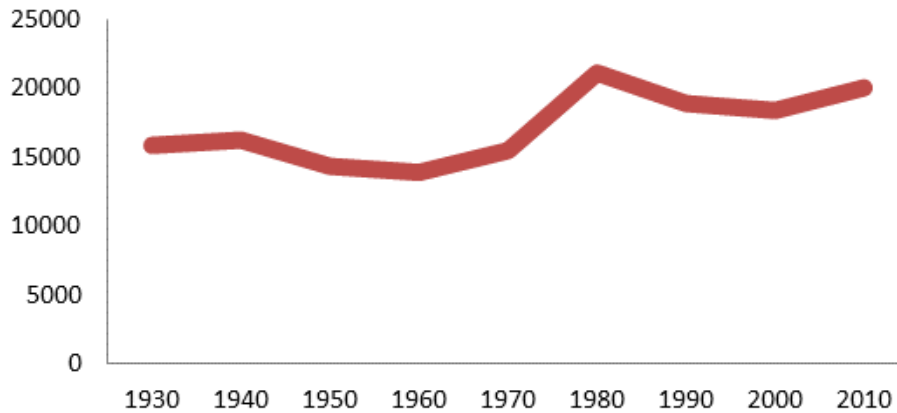


Demographics

Population 21,221 (41st of 77) counties



Economy

Median Household Income
\$49,070 (14th)

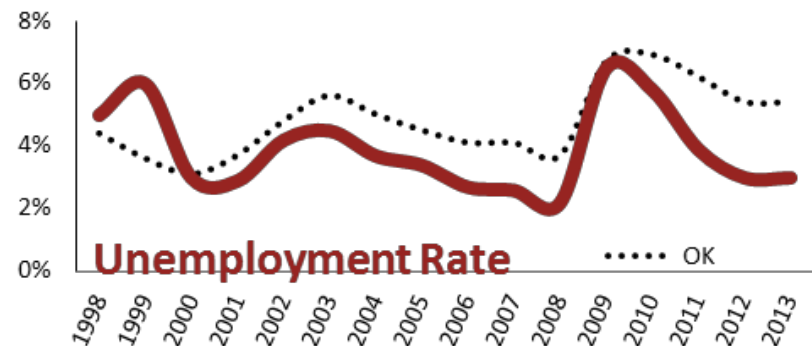
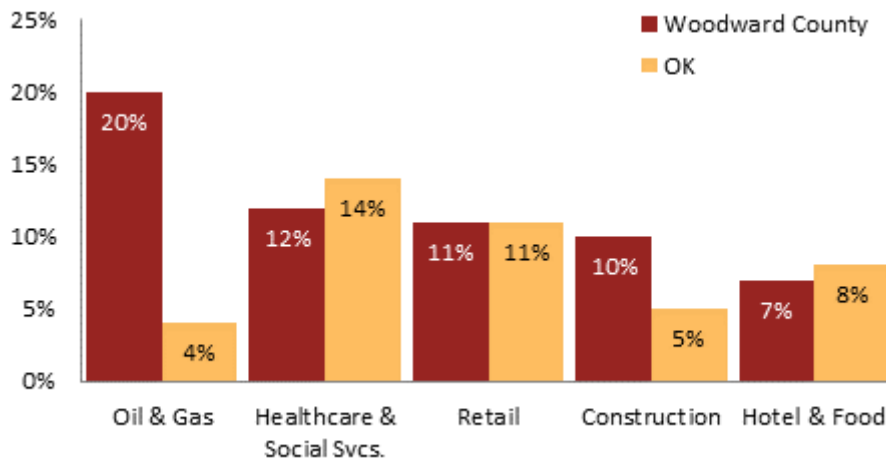
10% employed in state and local government (65th)

62% of working-age civilians in labor force (18th)

6% are employed in farming (58th)

19% of children live in poverty (60th)

Top 5 Employment Sectors

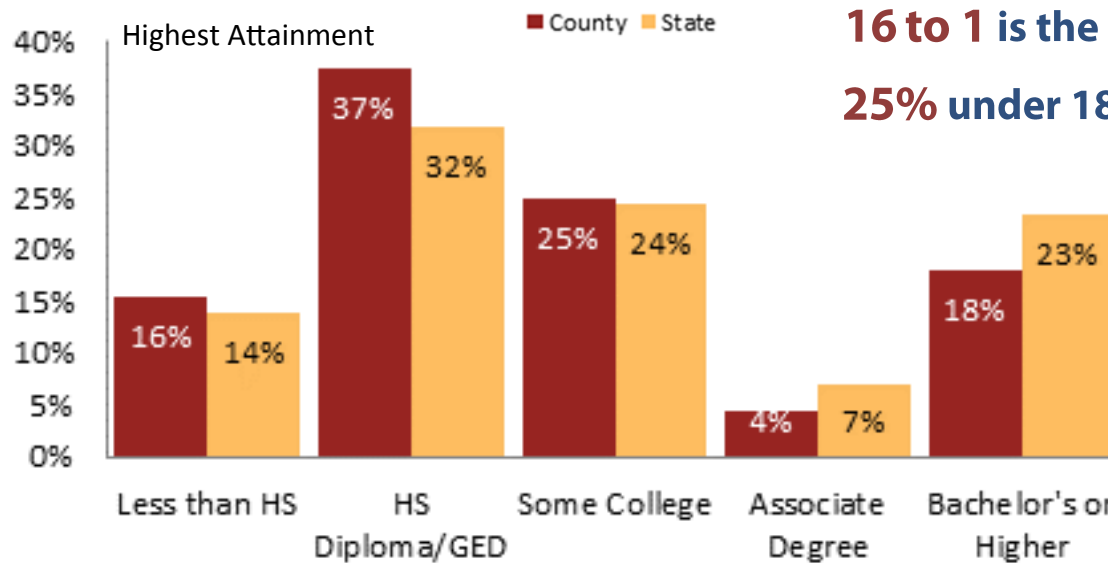


Education

56% of students eligible for free/reduced lunch (61st)

16 to 1 is the student to teacher ratio (22nd)

25% under 18 yrs. are children of color (66th)



Health

28% of adults smoke (18th)

22% of residents under 65 are uninsured (50th)

35% of adults are obese (22nd)

78 births per 1000 teenage girls (6th)

12% are enrolled in Medicare (56th)

1% are receiving social security disability (66th)

24th

Overall healthiest

For more county level data sheets and source information visit

www.okpolicy.org/countystats

A rank of 1st indicates highest and 77th is lowest