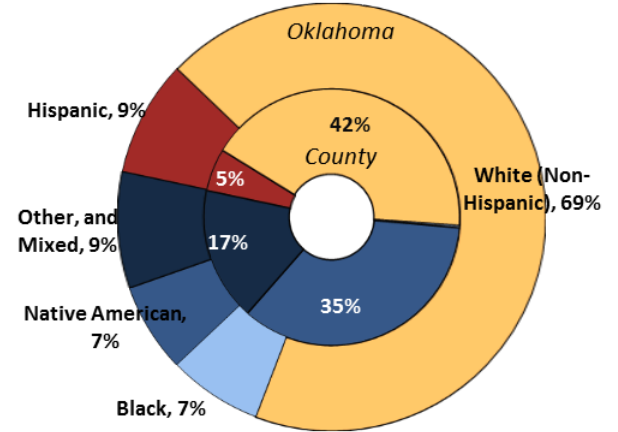
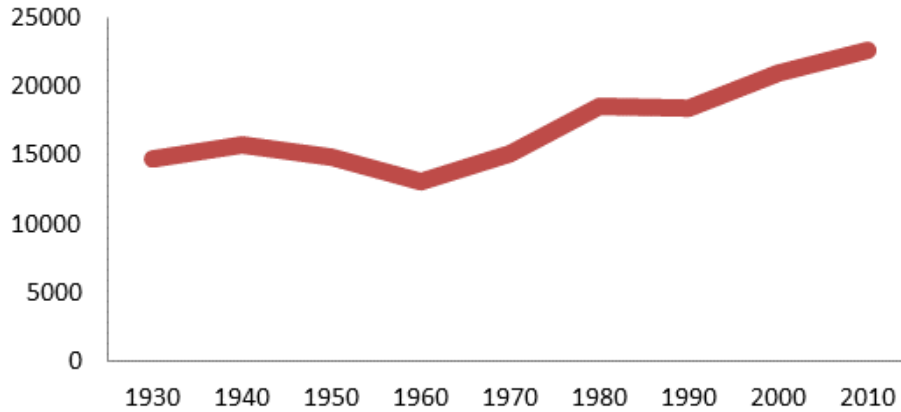


Demographics

Population **22,194** (39th of 77) counties



Economy

Median Household Income
\$31,544 (72nd)

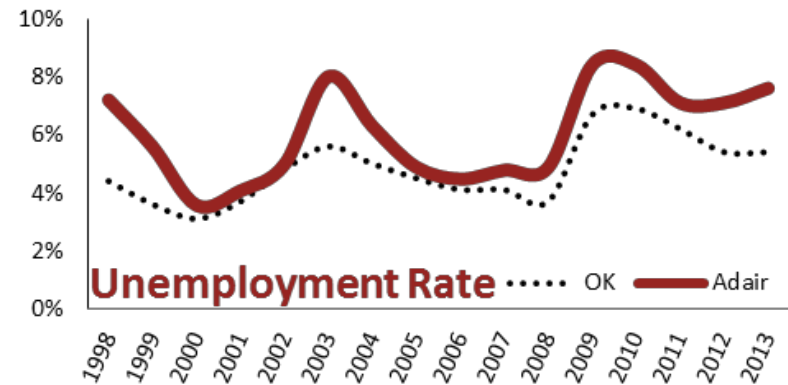
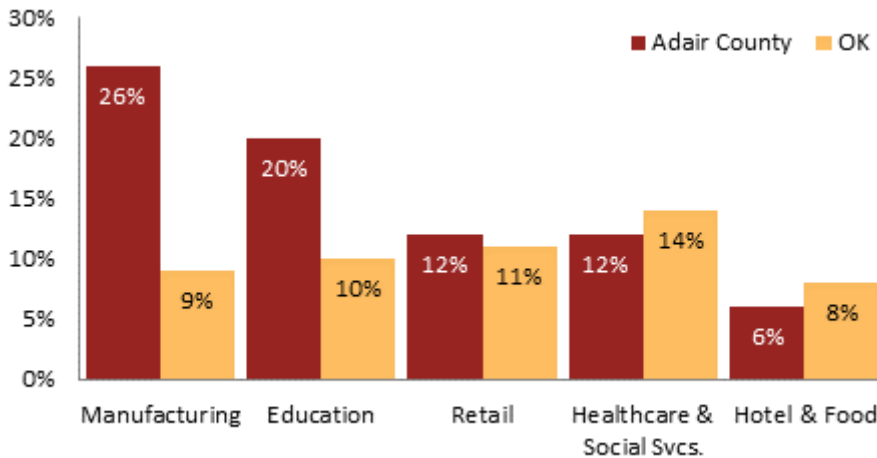
17% employed in state and local government (29th)

54% of working-age civilians in labor force (57th)

15% are employed in farming (29th)

38% of children live in poverty (1st)

Top 5 Employment Sectors

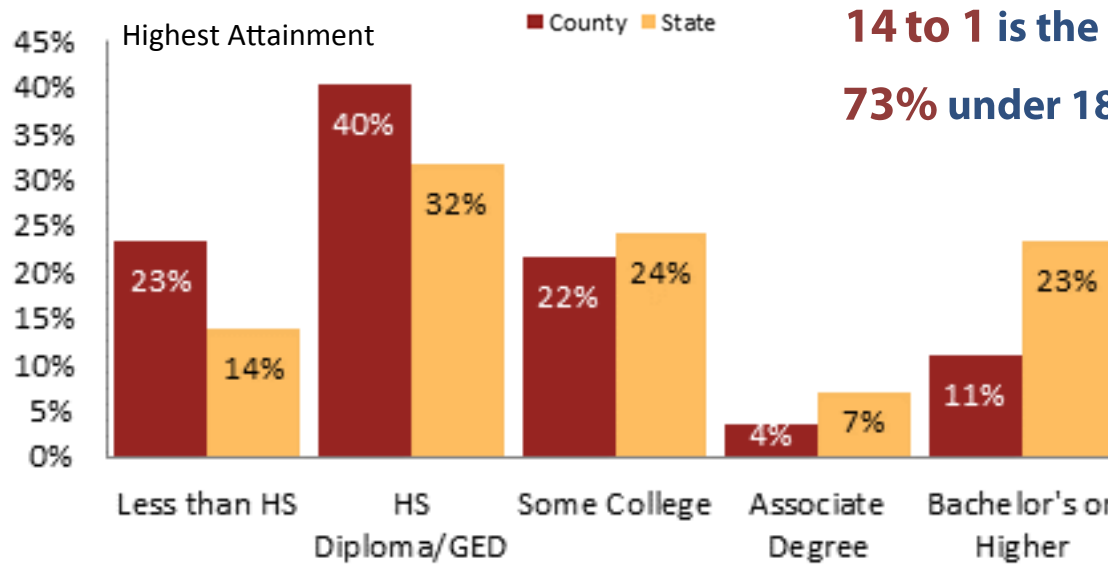


Education

82% of students eligible for free/reduced lunch (3rd)

14 to 1 is the student to teacher ratio (52nd)

73% under 18 yrs. are children of color (1st)



Health

30% of adults smoke (11th)

27% of residents under 65 are uninsured (7th)

36% of adults are obese (12th)

74 births per 1000 teenage girls (12th)

12% are enrolled in Medicare (59th)

4% are receiving social security disability (11th)

52nd

Overall healthiest

For more county level data sheets and source information visit

www.okpolicy.org/countystats

A rank of 1st indicates highest and 77th is lowest